

SHOW FEATURE SPECS



YOUR GUIDE TO ASSETS

The show directory and floor plan are optimized for all devices so the artwork you provide needs to be larger.

New tablets, phones and computers have higher resolution screens. This means that they display pixels at twice the size as older screens. For example, a logo that measures 300 x 100 pixels should be a minimum of 200 pixels tall to look crisp on a new screen.

Having higher quality artwork will ensure that your features look beautiful across all devices. Keep in mind when you're creating your artwork that any text or small details will be seen at half the size.

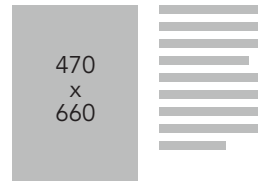
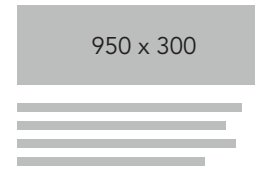
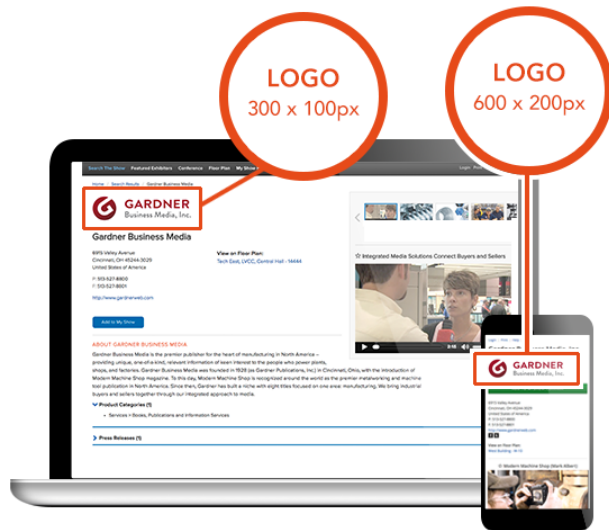
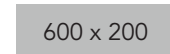


IMAGE FEATURE

Images can be displayed with or without text in one of the three options seen above.

Max File Size: 250 KB




COMPANY LOGOS

Your logo will be scaled automatically to fit size requirements, it must be a minimum of 100 pixels tall.

Image Guidelines

Acceptable file formats for show feature images are **JPG** and **PNG**. Have a question about your images or videos?
Call 1-888-527-8823 or email help@mapyourshow.com.



VIDEO FEATURE

Video Resolution: 470 x 264 pixels (16 x 9 letterbox format)

File Type: .MOV, .WMV, .MP4

***Max File Size:** 50 MB

***Duration:** 2 minutes

**Send larger files to us through our FTP site*



Each video requires artwork for a preview thumbnail, it must be a minimum of 250 pixels wide.

SPONSORSHIP SPECS



1456 x 180

HALL/FACILITY OVERVIEW BANNER

This banner appears on the floor plan facility overview or on individual halls.

640 x 100

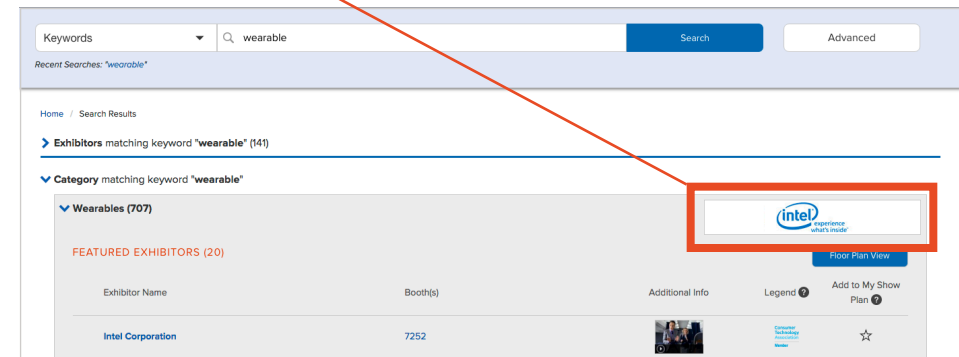
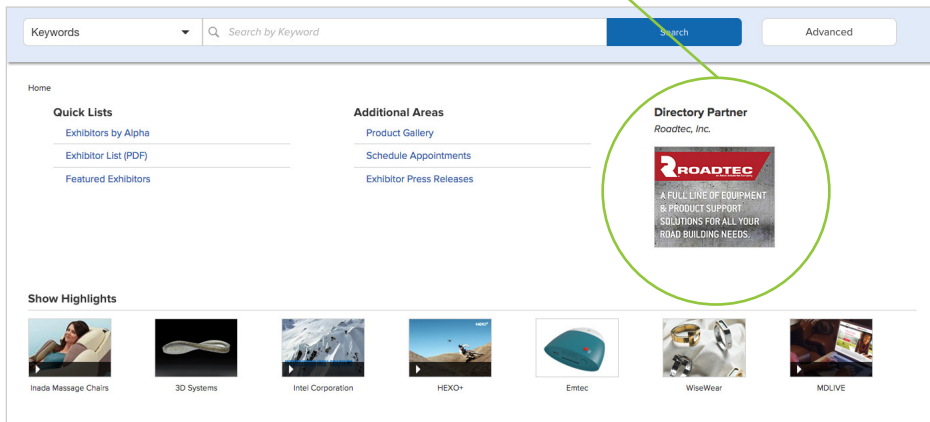
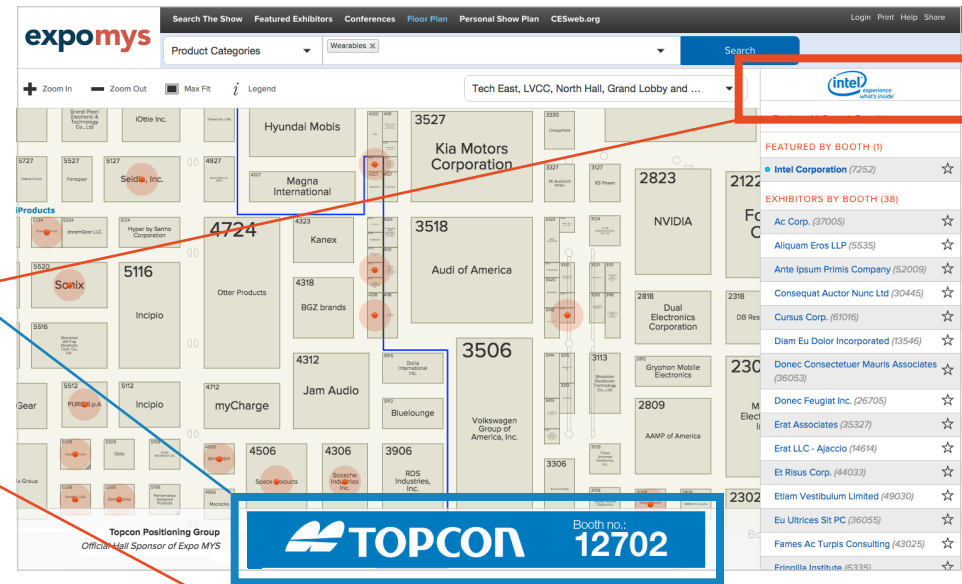
PRODUCT CATEGORY BANNER

These are shown on directory and floor plan product category searches.

360 x 300

DIRECTORY BANNER

This banner is featured on the directory homepage.



SENDING YOUR FILES



UPLOAD VIA THE DASHBOARD

Artwork can be uploaded through the exhibitor dashboard. After logging in you'll see an option for uploading artwork. From there simply follow a few quick steps.

FTP

You can also send artwork and press releases via File Transfer Protocol (FTP). This is the best choice for video features and larger files. Free FTP software can be found for both PC and Macs. Use the following information to connect to our server. **Read the note below about what to do after sending files.*

Address: **ftp2.mapyourshow.com**

Username: **MYSFtp**

Password: **mysftp**

FILE SHARING SERVICES

If you are not able to upload your files via the Exhibitor Dashboard or FTP, you can use a number of different third party services to send your materials like: Dropbox, Box, Google Drive, Hightail, Egnyte, MediaFire, SugarSync, Sharefile, WeTransfer, etc. **Read the note below about what to do after sending files.*


FTP & File Sharing Services

*After sending files, please email **help@mapyourshow.com**, and include the event name, your company name, and where the artwork should be used. Please include any necessary titles, descriptions, keywords, and thumbnails for the files that you send.

NEED HELP?

Contact Customer Support:

 **help@mapyourshow.com**

 1-888-527-8823