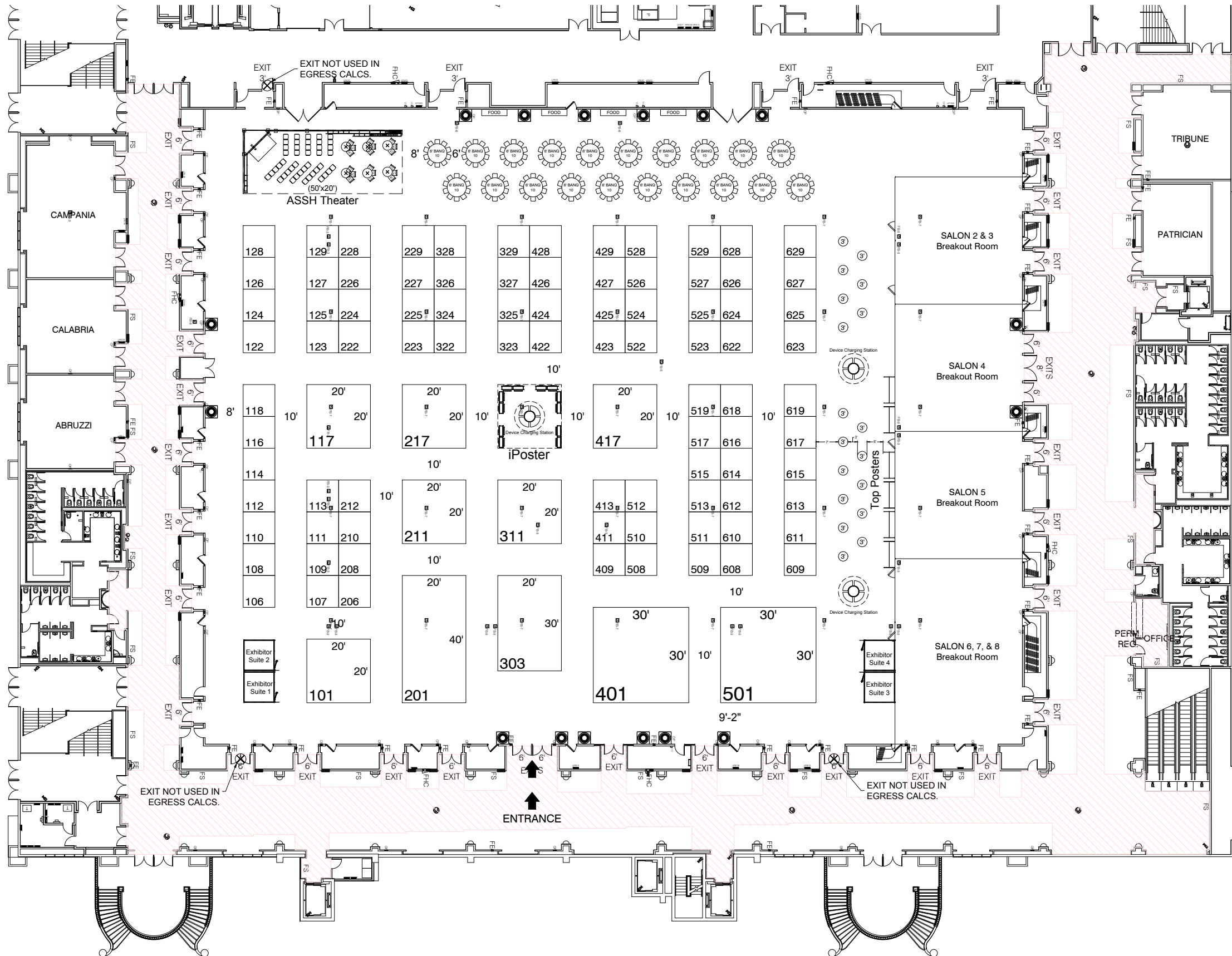


# AM SOC FOR SURGERY OF THE HAND

SEPTEMBER 5 - 7, 2019

CAESAR'S PALACE - LEVEL 1 - JULIUS BALLROOM V1 - LAS VEGAS, NV



PENDING FIRE MARSHAL APPROVAL

**REVISION**  
Date: 1/24/2019  
By: J.DOMINGO, NV

**BOOTH COUNT**

Inventory as of 01/24/2019

Dimension	Size	Qty	SqFt
10'x10'	100	87	8,700
20'x20'	400	6	2,400
20'x30'	600	1	600
20'x40'	800	1	800
30'x30'	900	2	1,800
<b>Totals:</b>		<b>97</b>	<b>14,300</b>

**BLDG. LEGEND:**

**BUILDING LEGEND**

FLOOR UTILITY BOX

**FIRE & SAFETY LEGEND**

FHC FIRE HOSE CABINET  
FE FIRE EXTINGUISHER  
FS FIRE STROBE

REQUIRED CLEAR SPACE FOR EGRESS PER C.F.C. AND C.C.B.C.  
MUST REMAIN CLEAR OF OBSTRUCTIONS TO EGRESS.  
ENTRANCE UNITS ARE ALLOWED, BUT MUST NOT OBSTRUCT EGRESS.

MUST MAINTAIN AT LEAST 36" OF ACCESS AROUND ALL FIRE EQUIPMENT.  
IT IS THE RESPONSIBILITY OF THE EXHIBITOR TO PROVIDE ACCESS TO FIRE EQUIPMENT WITHIN THEIR BOOTH.  
FIRE EXTINGUISHERS MAY BE BLOCKED ONLY WHEN A TEMPORARY FE IS PROVIDED.

**DRAWING INFO**

Passport Line Item Number:  
**4586591**

Facility:  
CAESAR'S PALACE

Hall / Level:  
LEVEL 1 - JULIUS BALLROOM V1

City & State:  
LAS VEGAS, NV

Scale: CUSTOM

Job #: PROPOSAL

AE: CRICKETT WALLJASPER

Prod. AE: CRICKETT WALLJASPER

Started: 1/24/2019

Started By: IG

Prod. Branch: LAS VEGAS

**FREEMAN**

**Disclaimer** - Every effort has been made to ensure the accuracy of all information contained on this floor plan. However, no warranties, either expressed or implied, are made with respect to this floor plan. If the location of building columns, utilities or other architectural components of the facility is a consideration in the construction or usage of an exhibit, it is the sole responsibility of the exhibitor to physically inspect the facility to verify all dimension and locations.

© Copyright 2007, Freeman Co. All rights reserved.

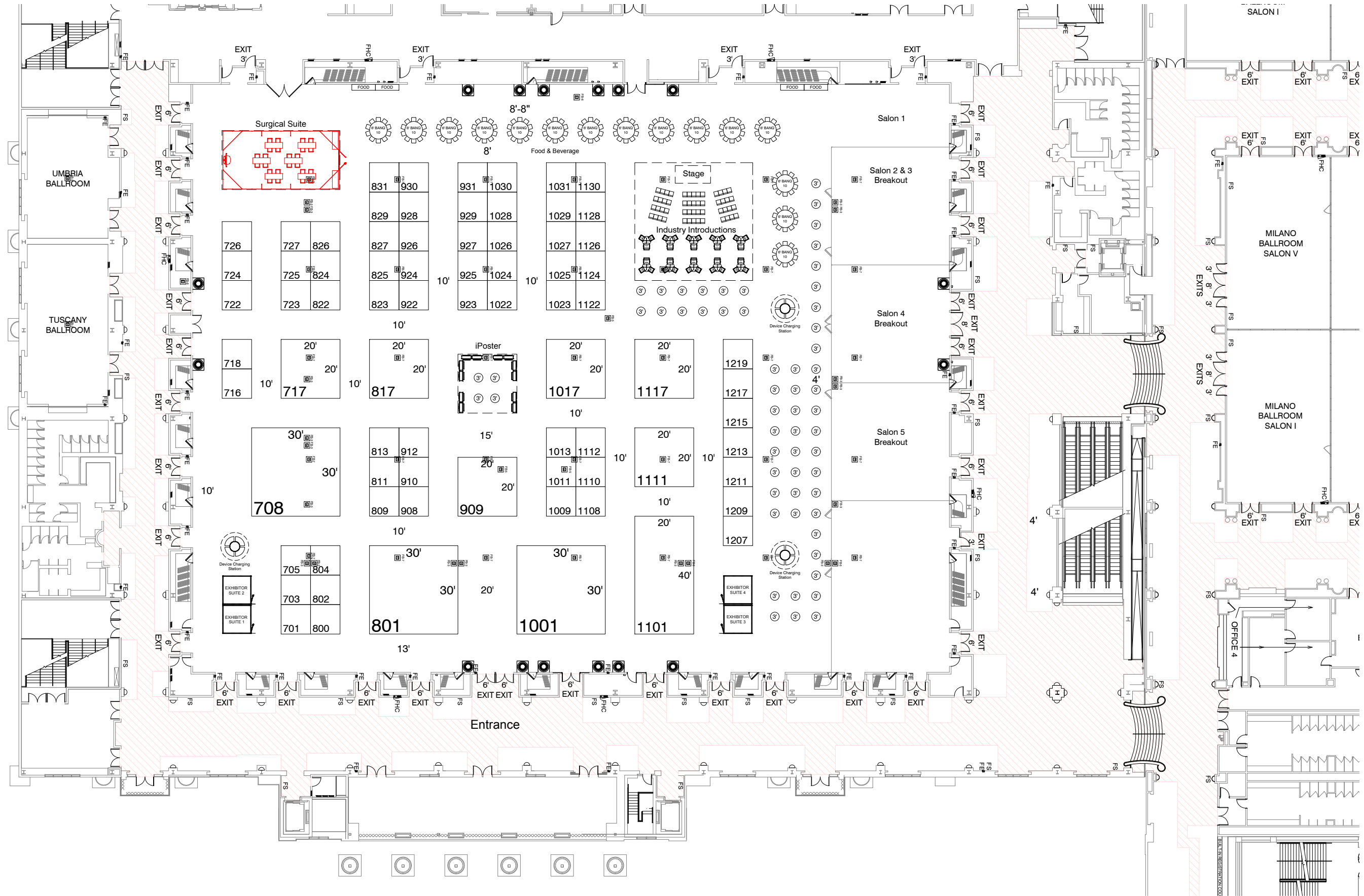
**Confidential and Proprietary** - the information contained herein is the proprietary information of Freeman and by accessing the information, the recipient agrees to keep the information confidential and not disclose it to any third party without the prior consent of Freeman. Recipient also agrees to only use the information for its internal evaluation purposes and for no other purpose, without the prior consent of Freeman.

File Path: P:\LasVegas\Branch\NDRDC\_FloorPlans\Shows\2019\09-Sep\Am Soc for Surgery of the Hand (471799)\ASSH 19 Lv1 v1.dwg | Tab Name: Overall 4586591 FP

# AM SOC FOR SURGERY OF THE HAND

SEPTEMBER 5 - 7, 2019

CAESAR'S PALACE - LEVEL 3 - OCTAVIUS BALLROOM V1 - LAS VEGAS, NV



**REVISION**  
Date: 2/14/2019  
By: J. DOMINGO, NRDC

**BOOTH COUNT**

Inventory as of 02/14/2019

Dimension	Size	Qty	SqFt
10x10	100	66	6,600
20x20	400	6	2,400
20x40	800	1	800
30x30	900	3	2,700
<b>Totals:</b>		<b>76</b>	<b>12,500</b>

**BLDG. LEGEND:**

BUILDING LEGEND	
[Symbol]	FLOOR UTILITY BOX
S.H.	SOFFIT HEIGHT
C.H.	CEILING HEIGHT
CH.H.	CHANDELIER HEIGHT

FIRE & SAFETY LEGEND	
FHC	FIRE HOSE CABINET 27'W x 40'T @ 30' ABOVE FINISHED FLOOR
FE	FIRE EXTINGUISHER
FS	FIRE STROBE 3'W x 4.5'T @ 6'-7" ABOVE FINISHED FLOOR - REQUIRED CLEAR SPACE FOR EGRESS PER C.C.F.D. - MUST REMAIN CLEAR OF OBSTRUCTIONS TO EGRESS - ENTRANCE UNITS ARE ALLOWED, BUT MUST NOT OBSTRUCT EGRESS.
[Symbol]	- MUST MAINTAIN AT LEAST 36" OF ACCESS AROUND ALL FIRE EQUIPMENT.
[Symbol]	- IT IS THE RESPONSIBILITY OF THE EXHIBITOR TO PROVIDE ACCESS TO FIRE EQUIPMENT WITHIN THEIR BOOTH.
[Symbol]	- FIRE EXTINGUISHERS MAY BE BLOCKED ONLY WHEN A TEMPORARY FE IS PROVIDED.

**DRAWING INFO**

Passport Line Item Number:

**4586592**

Facility:  
CAESAR'S PALACE

Hall / Level:

LEVEL 3 - OCTAVIUS BALLROOM V1

City & State:

LAS VEGAS, NV

Scale: CUSTOM

Job #: 471799

AE: CRICKETT WALLJASPER

Prod. AE: CRICKETT WALLJASPER

Started: 1/22/2019

Started By: J. DOMINGO, NRDC

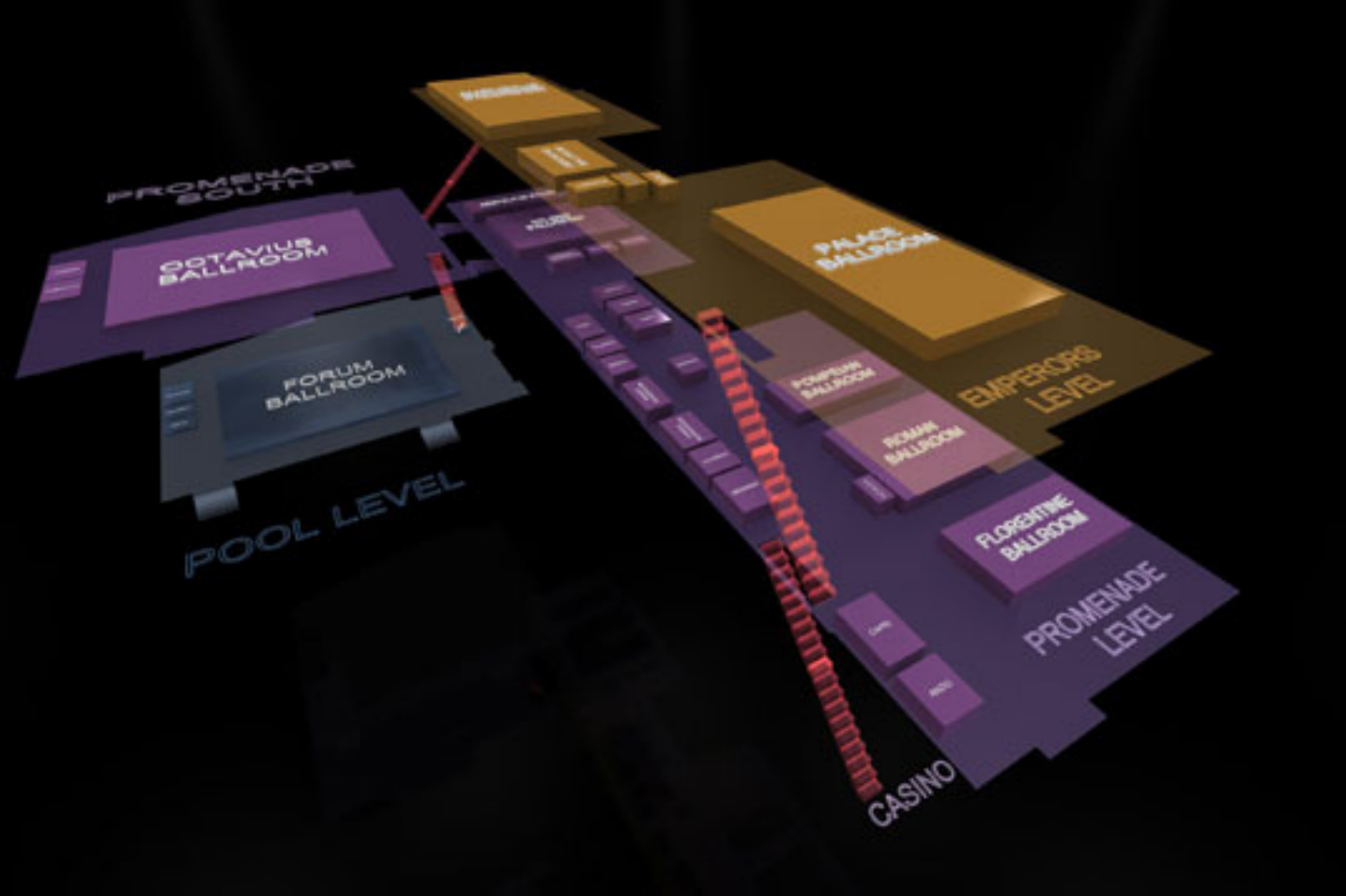
Prod. Branch: LAS VEGAS

**FREEMAN**

**Disclaimer** - Every effort has been made to ensure the accuracy of all information contained on this floor plan. However, no warranties, either expressed or implied, are made with respect to this floor plan. If the location of building columns, utilities or other architectural components of the facility is a consideration in the construction or usage of an exhibit, it is the sole responsibility of the exhibitor to physically inspect the facility to verify all dimension and locations.  
© Copyright 2007, Freeman Co. All rights reserved.

**Confidential and Proprietary** - the information contained herein is the proprietary information of Freeman and by accessing the information, the recipient agrees to keep the information confidential and not disclose it to any third party without the prior consent of Freeman. Recipient also agrees to only use the information for its internal evaluation purposes and for no other purpose, without the prior consent of Freeman.

File Path: P:\Las Vegas\Branch\NRDC\_FloorPlans\Shows\2019\09-Sep\Am Soc for Surgery of the Hand (471799)\ASSH 19 Lv3.dwg | Tab Name: Overall 4586592.FP



# CAESARS PALACE CONFERENCE CENTER

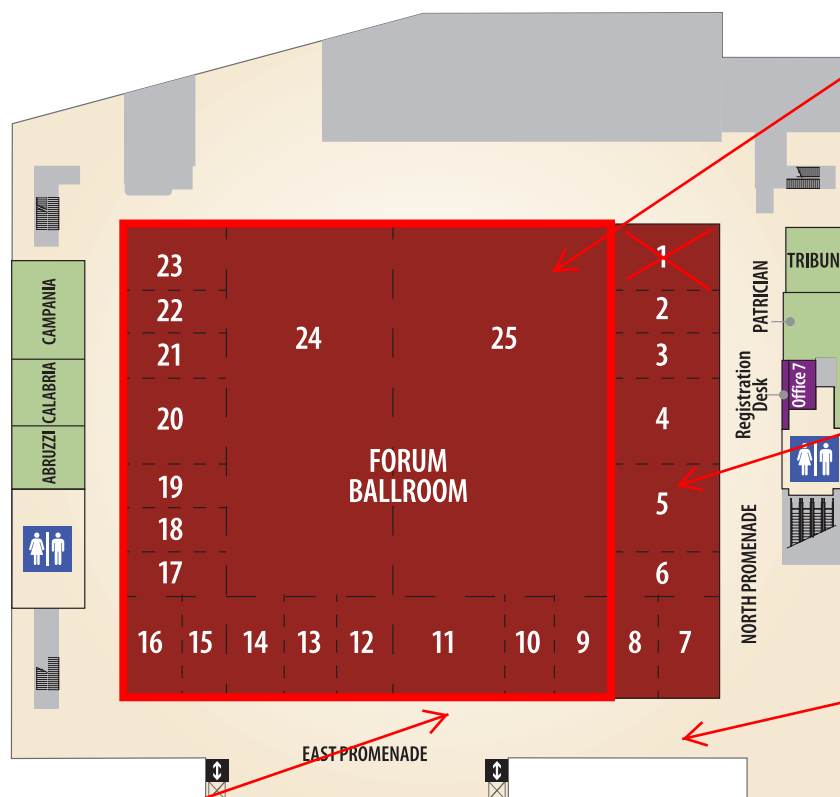
## PROMENADE SOUTH



Solutions Center, 3rd Level  
3 iPoster Areas, Surgical Suites and Industry Introductions

Main Traffic Flow from guest elevators

## POOL LEVEL



Solutions Center, 1st Level  
3 iPosters Areas, A/B Comparison, Product Pavilion

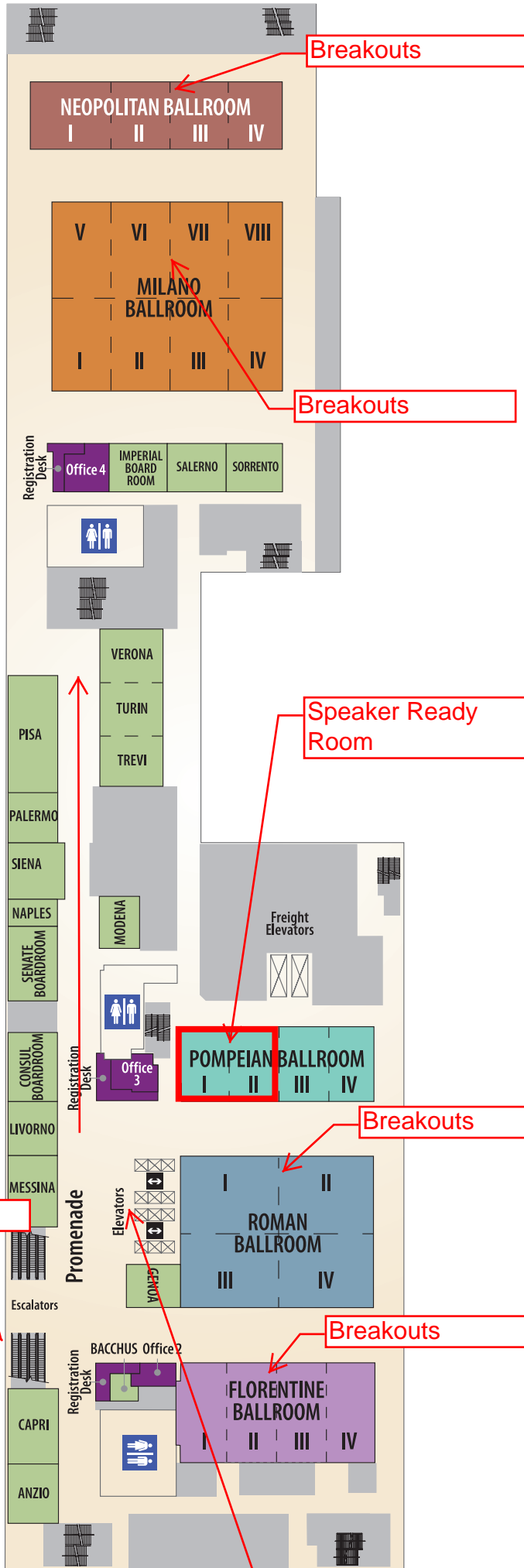
4 Breakouts

Registration

Solutions Center Entrance Unit

# PROMENADE LEVEL

# EMPERORS LEVEL



Octavius Ballroom Here

Down to casino