

PACC Escalators - 473089

EVENT NAME - JOB #

Philadelphia

EVENT CITY - MOVE IN DATE

LINE ITEM #

WT #

| | |
|-----------|---------------|
| PRE-PRESS | PRINTING |
| TRIMMING | PROOF/PACKING |

PACC_HallABridge-A_12st_Section8_F1-EG1

FILE NAME

see below

QUANTITY

SS

SS/DS

1000%

PRINT SCALE

HONEYCOMB

overall size: 578" w X 23.75" h

Section A (inside) • Section B (inside) • Section C (inside) • Section D (inside)

(straight panels of escalators only, does not include curved pieces at top & bottom; note panels start with A#3)



**location: LEVEL 1
Hall A Bridge (12th st side) Section8 - F1-EG1**

012219DH
CREATED

REVISION 1

REVISION 2

REVISION 3

REVISION 4

REVISION 5

REVISION 6

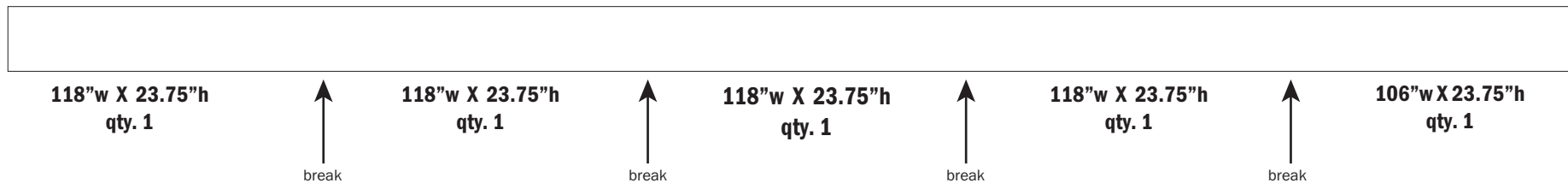
Section A sample, facing inside (with info, codes, etc.)



Section A basic template

bottom of escalator (#3)

top of escalator (#7)



P:\Avon\BRANCH\Graphics\Shows\2019\FREEMAN

FILE LOCATION

Cindy McAuliffe

LAYOUT SPECIALIST

NEW YORK

PRODUCTION CITY

NOTES/SHIP TO:

placement codes can be put on decals for help with installation at show site

coding starts with #3 as curved pieces will be 1 & 2

Cory Tang

ACCOUNT EXECUTIVE

Pennsylvania C C

FACILITY

SEE ABOVE

PLACEMENT

INSTALL DATE & TIME

DISMANTLE DATE & TIME

PACC Escalators - 473089

EVENT NAME - JOB #

Philadelphia

EVENT CITY - MOVE IN DATE

LINE ITEM #

WT #

| | |
|-----------|---------------|
| PRE-PRESS | PRINTING |
| TRIMMING | PROOF/PACKING |

PACC_HallABridge-B_12st_Section8_F1-EG1

FILE NAME

see below
QUANTITY

SS

SS/DS

1000%

PRINT SCALE

HONEYCOMB

overall size: 578" w X 23.75" h

Section A (inside) • Section B (inside) • Section C (inside) • Section D (inside)

(straight panels of escalators only, does not include curved pieces at top & bottom; note panels start with A#3)



**location: LEVEL 1
Hall A Bridge (12th st side) Section8 - F1-EG1**

012219DH
CREATED

REVISION 1

REVISION 2

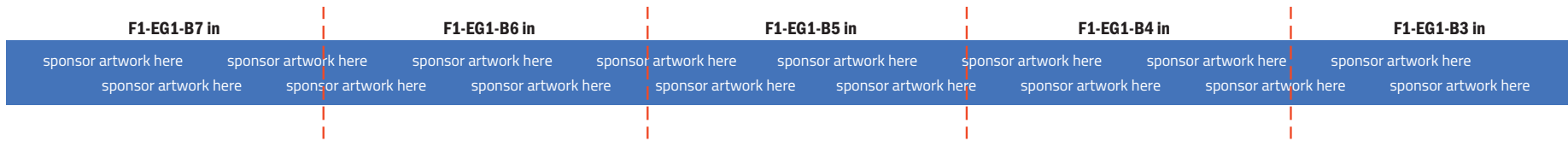
REVISION 3

REVISION 4

REVISION 5

REVISION 6

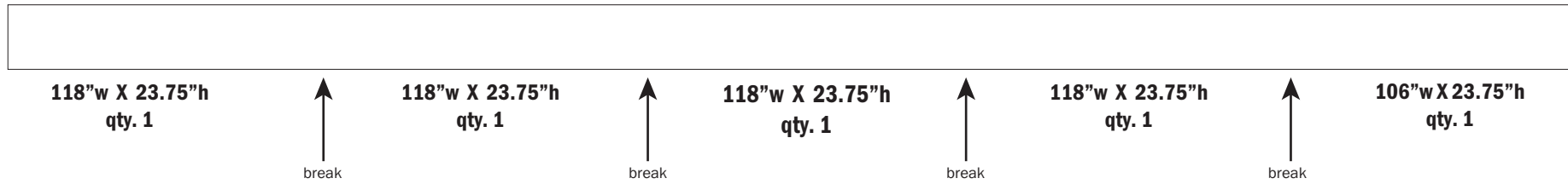
Section B sample, facing inside (with info, codes, etc.)



Section B basic template

top of escalator (#7)

bottom of escalator (#3)



P:\Avon\BRANCH\Graphics\Shows\2019\FREEMAN

FILE LOCATION

Cindy McAuliffe

LAYOUT SPECIALIST

NEW YORK

PRODUCTION CITY

NOTES/SHIP TO:
placement codes can be put on decals for help with installation at show site
coding starts with #3 as curved pieces will be 1 & 2

Cory Tang

ACCOUNT EXECUTIVE

Pennsylvania C C

FACILITY

SEE ABOVE

PLACEMENT

INSTALL DATE & TIME

DISMANTLE DATE & TIME

PACC Escalators - 473089

EVENT NAME - JOB #

Philadelphia

EVENT CITY - MOVE IN DATE

LINE ITEM #

WT #

| | |
|-----------|---------------|
| PRE-PRESS | PRINTING |
| TRIMMING | PROOF/PACKING |

PACC_HallABridge-C_12st_Section8_F1-EG1

FILE NAME

see below
QUANTITY

SS

SS/DS

1000%


PRINT SCALE

HONEYCOMB

overall size: 578" w X 23.75" h

Section A (inside) • Section B (inside) • Section C (inside) • Section D (inside)

(straight panels of escalators only, does not include curved pieces at top & bottom; note panels start with A#3)



**location: LEVEL 1
Hall A Bridge (12th st side) Section8 - F1-EG1**

012219DH
CREATED

REVISION 1

REVISION 2

REVISION 3

REVISION 4

REVISION 5

REVISION 6

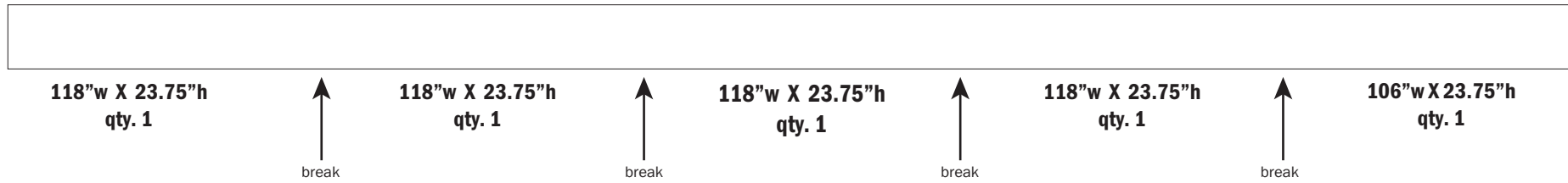
Section C sample, facing inside (with info, codes, etc.)



Section C basic template

bottom of escalator (#3)

top of escalator (#7)



P:\Avon\BRANCH\Graphics\Shows\2019\FREEMAN

FILE LOCATION

Cindy McAuliffe

LAYOUT SPECIALIST

NEW YORK

PRODUCTION CITY

NOTES/SHIP TO:
placement codes can be put on decals for help with installation at show site
coding starts with #3 as curved pieces will be 1 & 2

Cory Tang

ACCOUNT EXECUTIVE

Pennsylvania C C

FACILITY

SEE ABOVE

PLACEMENT

INSTALL DATE & TIME

DISMANTLE DATE & TIME

PACC Escalators - 473089

EVENT NAME - JOB #

Philadelphia

EVENT CITY - MOVE IN DATE

LINE ITEM #

WT #

| | |
|-----------|---------------|
| PRE-PRESS | PRINTING |
| TRIMMING | PROOF/PACKING |

PACC_HallABridge-D_12st_Section8_F1-EG1

FILE NAME

see below
QUANTITY

SS

SS/DS

1000%


PRINT SCALE

HONEYCOMB

overall size: 578" w X 23.75" h

Section A (inside) • Section B (inside) • Section C (inside) • Section D (inside)

(straight panels of escalators only, does not include curved pieces at top & bottom; note panels start with A#3)



**location: LEVEL 1
Hall A Bridge (12th st side) Section8 - F1-EG1**

012219DH
CREATED

REVISION 1

REVISION 2

REVISION 3

REVISION 4

REVISION 5

REVISION 6

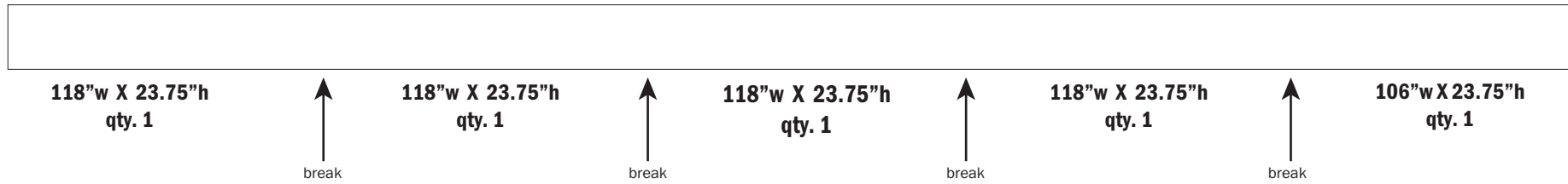
Section D sample, facing inside (with info, codes, etc.)



Section D basic template

top of escalator (#7)

bottom of escalator (#3)



P:\Avon\BRANCH\Graphics\Shows\2019\FREEMAN

FILE LOCATION

Cindy McAuliffe

LAYOUT SPECIALIST

NEW YORK

PRODUCTION CITY

NOTES/SHIP TO:
placement codes can be put on decals for help with installation at show site
coding starts with #3 as curved pieces will be 1 & 2

Cory Tang

ACCOUNT EXECUTIVE

Pennsylvania C C

FACILITY

SEE ABOVE

PLACEMENT

INSTALL DATE & TIME

DISMANTLE DATE & TIME