

This document (print or screen version) is not intended to represent color matching or quality of the final graphics. It is for informational purposes only.

PACC Escalators - 457029

EVENT NAME - JOB #

Philadelphia

EVENT CITY - MOVE IN DATE

LINE ITEM #

WT #

PRE-PRESS	PRINTING
TRIMMING	PROOF/PACKING

PACC_BroadStLvl2toTerrace_A_Section9_E2L-EG2

FILE NAME

see below
QUANTITY

SS

SS/DS

1000%


PRINT SCALE

HONEYCOMB

overall size: 1,191.5"w X 24.5"h

Section A (inside) • Section B (inside) • Section C (inside) • Section D (inside)

(straight panels of escalators only, does not include curved pieces at top & bottom; note panels start with A#3)



**location: LEVEL 2
Broad Street Lobby – Section9 – E2L-EG2**

012219DH
CREATED

REVISION 1

REVISION 2

REVISION 3

REVISION 4

REVISION 5

REVISION 6

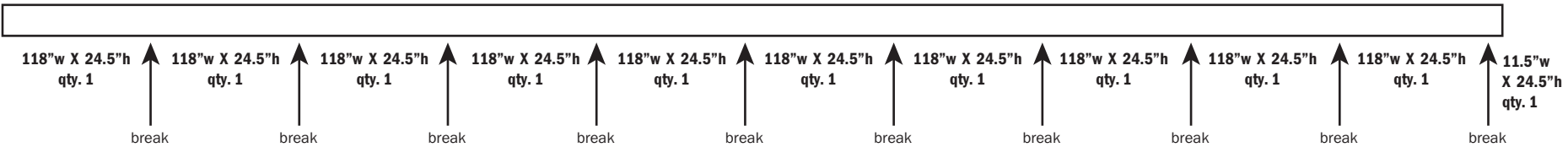
Section A sample, facing Inside (with info, codes, etc.)



Section A basic template

bottom of escalator (#3)

top of escalator (#7)



P:\Avon\BRANCH\Graphics\Shows\2019\FREEMAN

FILE LOCATION

Cindy McAuliffe

LAYOUT SPECIALIST

NEW YORK

PRODUCTION CITY

NOTES/SHIP TO:
placement codes can be put on decals for help with installation at show site
coding starts with #3
as curved pieces will be 1 & 2

Cory Tang

ACCOUNT EXECUTIVE

Pennsylvania C C

FACILITY

SEE ABOVE

PLACEMENT

INSTALL DATE & TIME

DISMANTLE DATE & TIME

PACC Escalators - 457029

EVENT NAME - JOB #

Philadelphia

EVENT CITY - MOVE IN DATE

LINE ITEM #

WT #

PACC_BroadStLvl2toTerrace_B_Section9_E2L-EG2

FILE NAME

see below
QUANTITY

SS

SS/DS

1000%

PRINT SCALE

PRE-PRESS	PRINTING
TRIMMING	PROOF/PACKING

012219DH
CREATED


- REVISION 1
- REVISION 2
- REVISION 3
- REVISION 4
- REVISION 5
- REVISION 6

HONEYCOMB

overall size: 1,191.5"w X 24.5"h

Section A (inside) • Section B (inside) • Section C (inside) • Section D (inside)

(straight panels of escalators only, does not include curved pieces at top & bottom; note panels start with A#3)

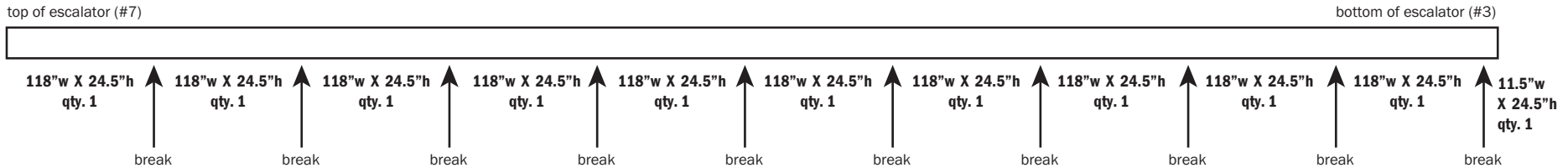


**location: LEVEL 2
Broad Street Lobby – Section9 – E2L-EG2**

Section B sample, facing Inside (with info, codes, etc.)



Section B basic template



P:\Avon\BRANCH\Graphics\Shows\2019\FREEMAN

FILE LOCATION

Cindy McAuliffe

LAYOUT SPECIALIST

NEW YORK

PRODUCTION CITY

NOTES/SHIP TO:
placement codes can be put on decals for help with installation at show site
coding starts with #3 as curved pieces will be 1 & 2

Cory Tang

ACCOUNT EXECUTIVE

Pennsylvania C C

FACILITY

SEE ABOVE

PLACEMENT

INSTALL DATE & TIME

DISMANTLE DATE & TIME

PACC Escalators - 457029

EVENT NAME - JOB #

Philadelphia

EVENT CITY - MOVE IN DATE

LINE ITEM #

WT #

PACC_BroadStLvl2toTerrace_C_Section9_E2L-EG2

FILE NAME

see below
QUANTITY

SS

SS/DS

1000%

PRINT SCALE

PRE-PRESS	PRINTING
TRIMMING	PROOF/PACKING

012219DH
CREATED

REVISION 1

REVISION 2

REVISION 3

REVISION 4

REVISION 5


REVISION 6

HONEYCOMB

overall size: 1,191.5"w X 24.5"h

Section A (inside) • Section B (inside) • Section C (inside) • Section D (inside)

(straight panels of escalators only, does not include curved pieces at top & bottom; note panels start with A#3)



**location: LEVEL 2
Broad Street Lobby – Section9 – E2L-EG2**

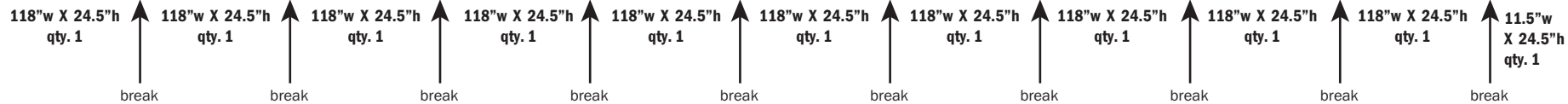
Section C sample, facing Inside (with info, codes, etc.)



Section C basic template

bottom of escalator (#3)

top of escalator (#7)



P:\Avon\BRANCH\Graphics\Shows\2019\FREEMAN

FILE LOCATION

Cindy McAuliffe

LAYOUT SPECIALIST

NEW YORK

PRODUCTION CITY

NOTES/SHIP TO:
placement codes can be put on decals for help with installation at show site
coding starts with #3 as curved pieces will be 1 & 2

Cory Tang

ACCOUNT EXECUTIVE

Pennsylvania C C

FACILITY

SEE ABOVE

PLACEMENT

INSTALL DATE & TIME

DISMANTLE DATE & TIME

PACC Escalators - 457029

EVENT NAME - JOB #

Philadelphia

EVENT CITY - MOVE IN DATE

LINE ITEM #

WT #

PRE-PRESS	PRINTING
TRIMMING	PROOF/PACKING

PACC_BroadStLvl2toTerrace_D_Section9_E2L-EG2

FILE NAME

see below
QUANTITY

SS

SS/DS

1000%


PRINT SCALE

HONEYCOMB

overall size: 1,191.5" w X 24.5" h

Section A (inside) • Section B (inside) • Section C (inside) • Section D (inside)

(straight panels of escalators only, does not include curved pieces at top & bottom; note panels start with A#3)



**location: LEVEL 2
Broad Street Lobby – Section9 – E2L-EG2**

012219DH
CREATED

REVISION 1

REVISION 2

REVISION 3

REVISION 4

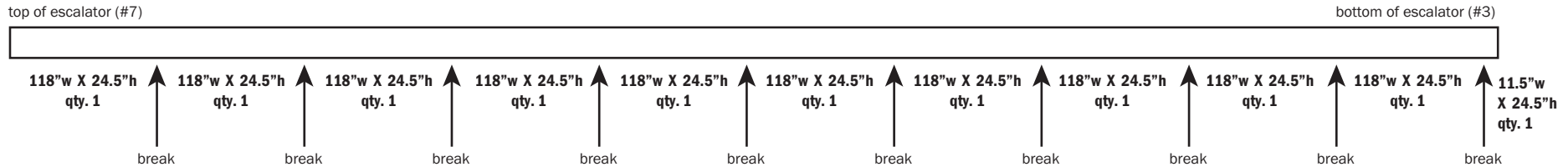
REVISION 5

REVISION 6

Section D sample, facing Inside (with info, codes, etc.)



Section D basic template



P:\Avon\BRANCH\Graphics\Shows\2019\FREEMAN
FILE LOCATION

Cory Tang
ACCOUNT EXECUTIVE

Pennsylvania C C
FACILITY

Cindy McAuliffe
LAYOUT SPECIALIST

NEW YORK
PRODUCTION CITY

SEE ABOVE
PLACEMENT

INSTALL DATE & TIME DISMANTLE DATE & TIME

NOTES/SHIP TO:
placement codes can be put on decals for help with installation at show site
coding starts with #3 as curved pieces will be 1 & 2