

PACC Escalators - 476697

EVENT NAME - JOB #

Philadelphia

EVENT CITY - MOVE IN DATE

LINE ITEM #

WT #

PRE-PRESS	PRINTING
TRIMMING	PROOF/PACKING

PACC_BallroomA-A_Section13_GH2-EG2

FILE NAME

see below
QUANTITY

SS

SS/DS

1000%

PRINT SCALE

HONEYCOMB

overall size: 577.5"w X 23.5"h

Section A (inside) • Section B (inside) • Section C (inside) • Section D (inside)

(straight panels of escalators only, does not include curved pieces at top & bottom; note panels start with A#3)



**location: LEVEL 2
Grand Hall - Section13 - GH2-EG2**

012219DH
CREATED

REVISION 1

REVISION 2


REVISION 3

REVISION 4

REVISION 5

REVISION 6

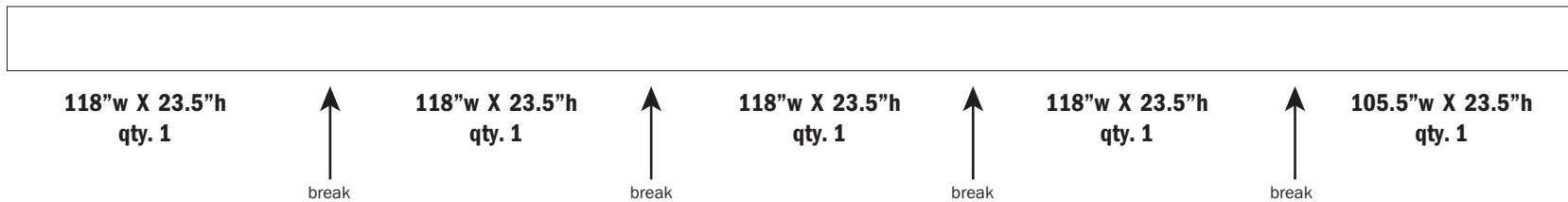
Section A sample, facing inside (with info, codes, etc.)



Section A basic template

bottom of escalator (#3)

top of escalator (#7)



P:\Avon\BRANCH\Graphics\Shows\2019\FREEMAN

FILE LOCATION

Cindy McAuliffe

LAYOUT SPECIALIST

NEW YORK

PRODUCTION CITY

NOTES/SHIP TO:
placement codes can be put on decals for help with installation at show site
coding starts with #3 as curved pieces will be 1 & 2

Cory Tang

ACCOUNT EXECUTIVE

Pennsylvania C C

FACILITY

SEE ABOVE

PLACEMENT

INSTALL DATE & TIME

DISMANTLE DATE & TIME

PACC Escalators - 476697

EVENT NAME - JOB #

Philadelphia

EVENT CITY - MOVE IN DATE

LINE ITEM #

WT #

PRE-PRESS	PRINTING
TRIMMING	PROOF/PACKING

PACC_BallroomA-B_Section13_GH2-EG2

FILE NAME

see below
QUANTITY

SS

SS/DS

1000%

PRINT SCALE

HONEYCOMB

overall size: 577.5"w X 23.5"h

Section A (inside) • Section B (inside) • Section C (inside) • Section D (inside)

(straight panels of escalators only, does not include curved pieces at top & bottom; note panels start with A#3)



**location: LEVEL 2
Grand Hall - Section13 - GH2-EG2**

012219DH
CREATED

REVISION 1

REVISION 2


REVISION 3

REVISION 4

REVISION 5

REVISION 6

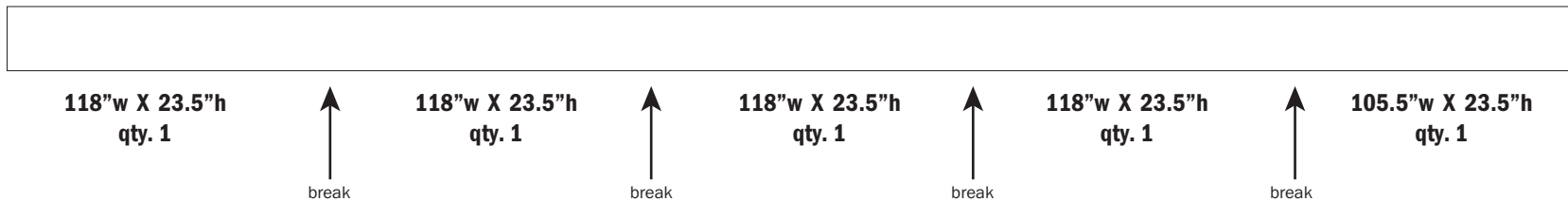
Section B sample, facing inside (with info, codes, etc.)



Section B basic template

top of escalator (#7)

bottom of escalator (#3)



P:\Avon\BRANCH\Graphics\Shows\2019\FREEMAN

FILE LOCATION

Cindy McAuliffe

LAYOUT SPECIALIST

NEW YORK

PRODUCTION CITY

NOTES/SHIP TO:
placement codes can be put on decals for help with installation at show site
coding starts with #3 as curved pieces will be 1 & 2

Cory Tang

ACCOUNT EXECUTIVE

Pennsylvania C C

FACILITY

SEE ABOVE

PLACEMENT

INSTALL DATE & TIME

DISMANTLE DATE & TIME

PACC Escalators - 476697
EVENT NAME - JOB #

Philadelphia
EVENT CITY - MOVE IN DATE

LINE ITEM #

WT #

PRE-PRESS	PRINTING
TRIMMING	PROOF/PACKING

PACC_BallroomA-C_Section13_GH2-EG2
FILE NAME

see below
QUANTITY

SS
SS/DS

1000%
PRINT SCALE

012219DH
CREATED

REVISION 1

REVISION 2

REVISION 3

REVISION 4

REVISION 5

REVISION 6


HONEYCOMB
overall size: **577.5"w X 23.5"h**

Section A (inside) • Section B (inside) • Section C (inside) • Section D (inside)
(straight panels of escalators only, does not include curved pieces at top & bottom; note panels start with A#3)

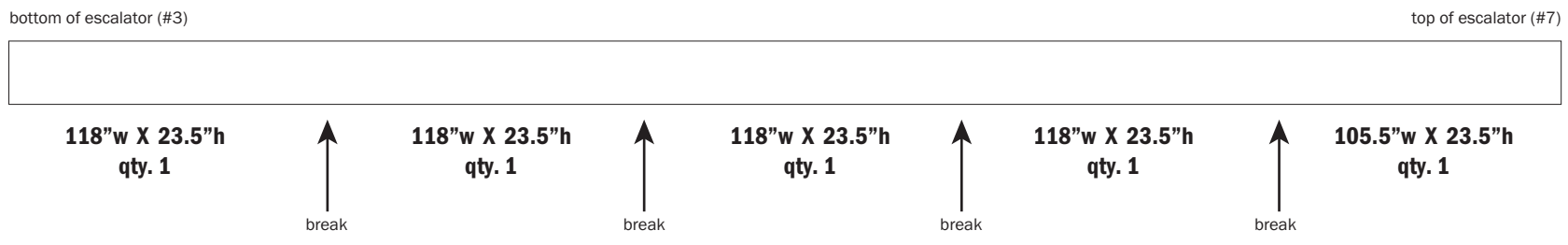


location: LEVEL 2
Grand Hall - Section13 - GH2-EG2

Section C sample, facing inside (with info, codes, etc.)



Section C basic template



P:\Avon\BRANCH\Graphics\Shows\2019\FREEMAN
FILE LOCATION

Cindy McAuliffe
LAYOUT SPECIALIST

NEW YORK
PRODUCTION CITY

NOTES/SHIP TO:
placement codes can be put on decals for help with installation at show site
coding starts with #3 as curved pieces will be 1 & 2

Cory Tang
ACCOUNT EXECUTIVE

Pennsylvania C C
FACILITY

SEE ABOVE
PLACEMENT

INSTALL DATE & TIME

DISMANTLE DATE & TIME

PACC Escalators - 476697
EVENT NAME - JOB #

Philadelphia
EVENT CITY - MOVE IN DATE

LINE ITEM #

WT #

PRE-PRESS	PRINTING
TRIMMING	PROOF/PACKING

PACC_BallroomA-D_Section13_GH2-EG2
FILE NAME

see below
QUANTITY

SS
SS/DS

1000%
PRINT SCALE

HONEYCOMB
overall size: **577.5"w X 23.5"h**

Section A (inside) • Section B (inside) • Section C (inside) • Section D (inside)
(straight panels of escalators only, does not include curved pieces at top & bottom; note panels start with A#3)



location: LEVEL 2
Grand Hall - Section13 - GH2-EG2

012219DH
CREATED

REVISION 1

REVISION 2


REVISION 3

REVISION 4

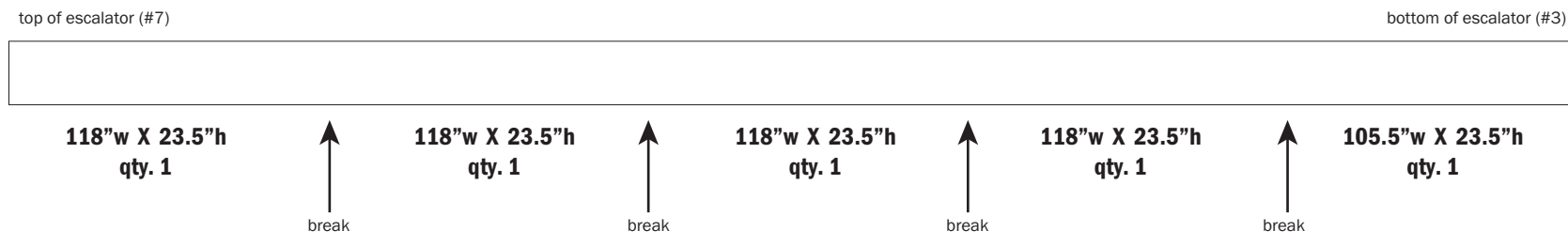
REVISION 5

REVISION 6

Section D sample, facing inside (with info, codes, etc.)



Section D basic template



P:\Avon\BRANCH\Graphics\Shows\2019\FREEMAN
FILE LOCATION

Cindy McAuliffe
LAYOUT SPECIALIST

NEW YORK
PRODUCTION CITY

NOTES/SHIP TO:
placement codes can be put on decals for help with installation at show site
coding starts with #3 as curved pieces will be 1 & 2

Cory Tang
ACCOUNT EXECUTIVE

Pennsylvania C C
FACILITY

SEE ABOVE
PLACEMENT

INSTALL DATE & TIME

DISMANTLE DATE & TIME