

**PACC Escalators - 480839**

EVENT NAME - JOB #

**Philadelphia**

EVENT CITY - MOVE IN DATE

LINE ITEM #

WT #

**PACC\_HalID\_A-OUT\_Section2\_AS1-EG1**

FILE NAME

see below

QUANTITY

**SS**

SS/DS

**1000%**

PRINT SCALE

PRE-PRESS	PRINTING
TRIMMING	PROOF/PACKING

**012219DH**  
CREATED

- REVISION 1
- REVISION 2
- REVISION 3
- REVISION 4
- REVISION 5
- REVISION 6


**HONEYCOMB**  
overall size: **620.5"w X 24.25"h**

**Section A (Outside) • Section A (inside) • Section B (inside) • Section C (inside) • Section D (inside) • Section D (outside)**  
(straight panels of escalators only, does not include curved pieces at top & bottom; note panels start with A#3)

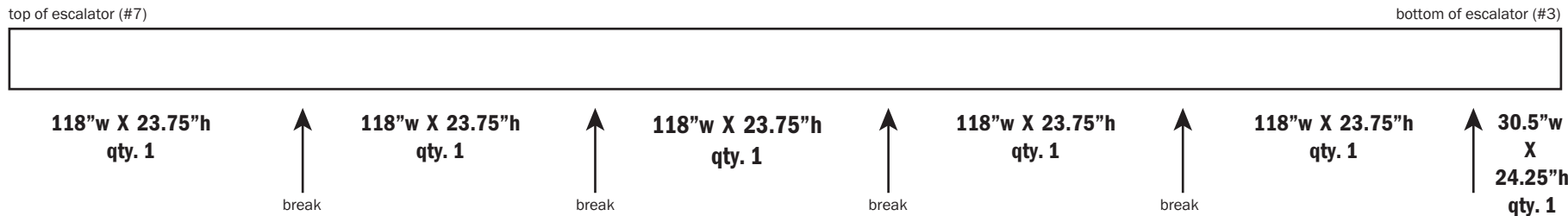


**location: LEVEL 1**  
**Arch Street Lobby - Section2 - AS1-EG1**

**Section A sample, facing Outside (with info, codes, etc.)**



**Section A basic template**



**P:\Avon\BRANCH\Graphics\Shows\2019\FREEMAN**

FILE LOCATION

**Cindy McAuliffe**

LAYOUT SPECIALIST

**NEW YORK**

PRODUCTION CITY

**NOTES/SHIP TO:**  
placement codes can be put on decals for help with installation at show site  
coding starts with #3 as curved pieces will be 1 & 2

**Cory Tang**

ACCOUNT EXECUTIVE

**Pennsylvania C C**

FACILITY

**SEE ABOVE**

PLACEMENT

INSTALL DATE & TIME

DISMANTLE DATE & TIME

**PACC Escalators - 480839**

EVENT NAME - JOB #

**Philadelphia**

EVENT CITY - MOVE IN DATE

LINE ITEM #

WT #

PRE-PRESS	PRINTING
TRIMMING	PROOF/PACKING

**PACC\_HalID\_A-IN\_Section2\_AS1-EG1**

FILE NAME

see below  
QUANTITY

**SS**

SS/DS

**1000%**

PRINT SCALE

**HONEYCOMB**

**overall size: 620.5"w X 24.25"h**

Section A (Outside) • Section A (inside) • Section B (inside) • Section C (inside) • Section D (inside) • Section D (outside)  
(straight panels of escalators only, does not include curved pieces at top & bottom; note panels start with A#3)



**location: LEVEL 1  
Arch Street Lobby - Section2 - AS1-EG1**

**012219DH**  
CREATED

REVISION 1

REVISION 2


REVISION 3

REVISION 4

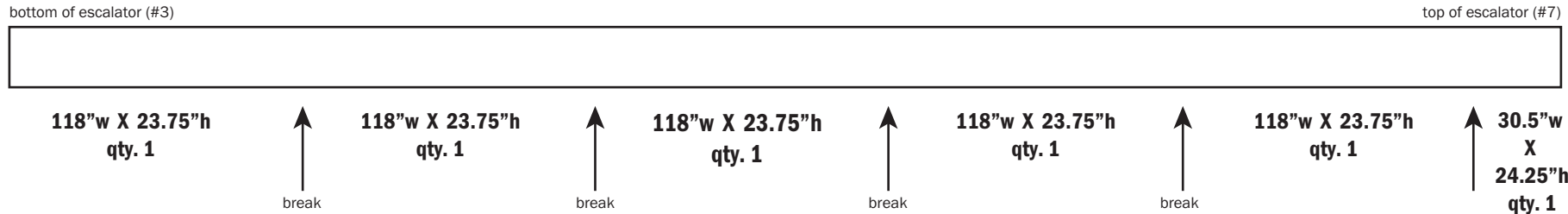
REVISION 5

REVISION 6

**Section A sample, facing Inside (with info, codes, etc.)**



**Section B basic template**



P:\Avon\BRANCH\Graphics\Shows\2019\FREEMAN

FILE LOCATION

**Cindy McAuliffe**

LAYOUT SPECIALIST

**NEW YORK**

PRODUCTION CITY

**NOTES/SHIP TO:**  
placement codes can be put on decals for help with installation at show site  
coding starts with #3 as curved pieces will be 1 & 2

**Cory Tang**

ACCOUNT EXECUTIVE

**Pennsylvania C C**

FACILITY

**SEE ABOVE**

PLACEMENT

INSTALL DATE & TIME

DISMANTLE DATE & TIME

**PACC Escalators - 480839**

EVENT NAME - JOB #

**Philadelphia**

EVENT CITY - MOVE IN DATE

LINE ITEM #

WT #

**PACC\_HalID\_B-IN\_Section2\_AS1-EG1**

FILE NAME

see below

QUANTITY

**SS**

SS/DS

**1000%**

PRINT SCALE

PRE-PRESS	PRINTING
TRIMMING	PROOF/PACKING

**012219DH**  
CREATED

REVISION 1

REVISION 2

REVISION 3

REVISION 4

REVISION 5


REVISION 6

**HONEYCOMB**

**overall size: 620.5"w X 24.25"h**


Section A (Outside) • Section A (inside) • **Section B (inside)** • Section C (inside) • Section D (inside) • Section D (outside)

(straight panels of escalators only, does not include curved pieces at top & bottom; note panels start with A#3)

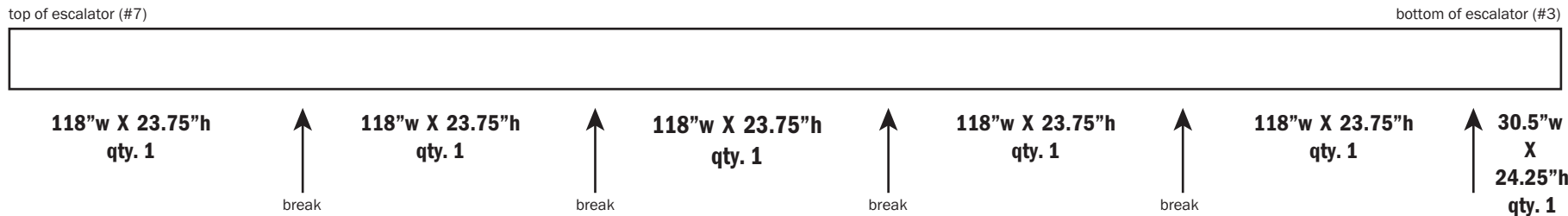


**location: LEVEL 1**  
**Arch Street Lobby - Section2 - AS1-EG1**

**Section B sample, facing Inside (with info, codes, etc.)**



**Section B basic template**



P:\Avon\BRANCH\Graphics\Shows\2019\FREEMAN

FILE LOCATION

**Cindy McAuliffe**

LAYOUT SPECIALIST

**NEW YORK**

PRODUCTION CITY

**NOTES/SHIP TO:**

placement codes can be put on decals for help with installation at show site

coding starts with #3 as curved pieces will be 1 & 2

**Cory Tang**

ACCOUNT EXECUTIVE

**Pennsylvania C C**

FACILITY

**SEE ABOVE**

PLACEMENT

INSTALL DATE & TIME

DISMANTLE DATE & TIME

**PACC Escalators - 480839**

EVENT NAME - JOB #

**Philadelphia**

EVENT CITY - MOVE IN DATE

LINE ITEM #

WT #

**PACC\_HalID\_C-IN\_Section2\_AS1-EG1**

FILE NAME

see below

QUANTITY

**SS**

SS/DS

**1000%**

PRINT SCALE

PRE-PRESS	PRINTING
TRIMMING	PROOF/PACKING

**012219DH**  
CREATED

REVISION 1

REVISION 2

REVISION 3

REVISION 4


REVISION 5

REVISION 6

**HONEYCOMB**


**overall size: 620.5"w X 24.25"h**

Section A (Outside) • Section A (inside) • Section B (inside) • **Section C (inside)** • Section D (inside) • Section D (outside)  
(straight panels of escalators only, does not include curved pieces at top & bottom; note panels start with A#3)

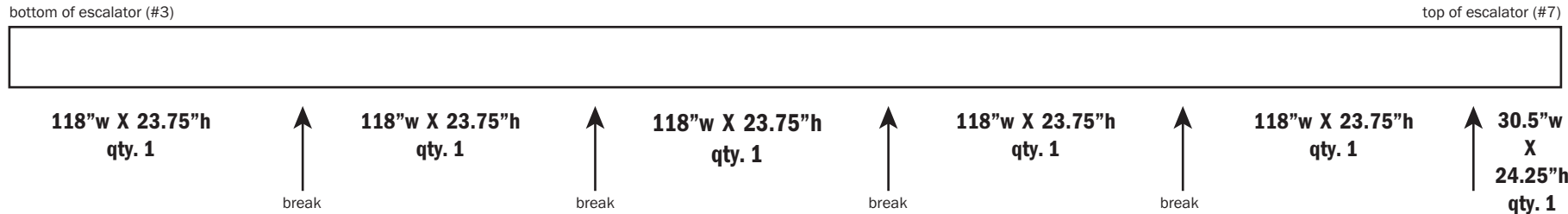


**location: LEVEL 1**  
**Arch Street Lobby - Section2 - AS1-EG1**

**Section C sample, facing Inside (with info, codes, etc.)**



**Section C basic template**



**P:\Avon\BRANCH\Graphics\Shows\2019\FREEMAN**

FILE LOCATION

**Cindy McAuliffe**

LAYOUT SPECIALIST

**NEW YORK**

PRODUCTION CITY

**NOTES/SHIP TO:**  
placement codes can be put on decals for help with installation at show site  
coding starts with #3 as curved pieces will be 1 & 2

**Cory Tang**

ACCOUNT EXECUTIVE

**Pennsylvania C C**

FACILITY

**SEE ABOVE**

PLACEMENT

INSTALL DATE & TIME

DISMANTLE DATE & TIME

**PACC Escalators - 480839**

EVENT NAME - JOB #

**Philadelphia**

EVENT CITY - MOVE IN DATE

LINE ITEM #

WT #

PRE-PRESS	PRINTING
TRIMMING	PROOF/PACKING

**PACC\_HaIID\_D-IN\_Section2\_AS1-EG1**

FILE NAME

see below  
QUANTITY

**SS**

SS/DS

**1000%**

PRINT SCALE

**HONEYCOMB**

**overall size: 620.5"w X 24.25"h**

Section A (Outside) • Section A (inside) • Section B (inside) • Section C (inside) • **Section D (inside)** • Section D (outside)  
(straight panels of escalators only, does not include curved pieces at top & bottom; note panels start with A#3)



**location: LEVEL 1  
Arch Street Lobby - Section2 - AS1-EG1**

**012219DH**  
CREATED

REVISION 1

REVISION 2


REVISION 3

REVISION 4

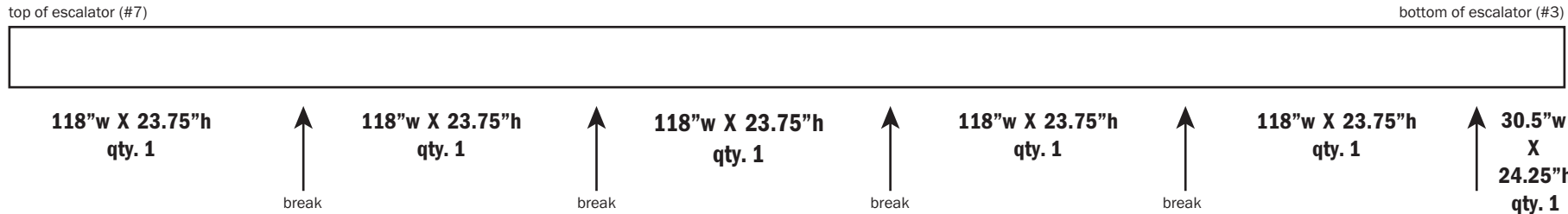
REVISION 5

REVISION 6

**Section D sample, facing Inside (with info, codes, etc.)**



**Section D basic template**



P:\Avon\BRANCH\Graphics\Shows\2019\FREEMAN

FILE LOCATION

**Cindy McAuliffe**

LAYOUT SPECIALIST

**NEW YORK**

PRODUCTION CITY

**NOTES/SHIP TO:**  
placement codes can be put on decals for help with installation at show site  
coding starts with #3 as curved pieces will be 1 & 2

**Cory Tang**

ACCOUNT EXECUTIVE

**Pennsylvania C C**

FACILITY

**SEE ABOVE**

PLACEMENT

INSTALL DATE & TIME

DISMANTLE DATE & TIME



**PACC Escalators - 480839**

EVENT NAME - JOB #

**Philadelphia**

EVENT CITY - MOVE IN DATE

LINE ITEM #

WT #

PRE-PRESS	PRINTING
TRIMMING	PROOF/PACKING

**PACC\_HalID\_D-OUT\_Section2\_AS1-EG1**

FILE NAME

see below  
QUANTITY

**SS**

SS/DS

**1000%**

PRINT SCALE

**HONEYCOMB**

**overall size: 620.5"w X 24.25"h**

Section A (Outside) • Section A (inside) • Section B (inside) • **Section C (inside)** • Section D (inside) • Section D (outside)  
(straight panels of escalators only, does not include curved pieces at top & bottom; note panels start with A#3)



**location: LEVEL 1  
Arch Street Lobby - Section2 - AS1-EG1**

**012219DH**  
CREATED

REVISION 1

REVISION 2


REVISION 3

REVISION 4

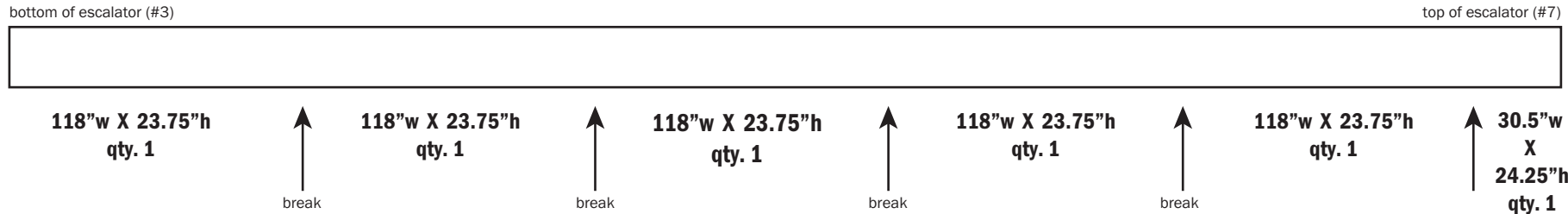
REVISION 5

REVISION 6

**Section D sample, facing Outside (with info, codes, etc.)**



**Section D basic template**



**P:\Avon\BRANCH\Graphics\Shows\2019\FREEMAN**

FILE LOCATION

**Cindy McAuliffe**

LAYOUT SPECIALIST

**NEW YORK**

PRODUCTION CITY

**NOTES/SHIP TO:**  
placement codes can be put on decals for help with installation at show site  
coding starts with #3 as curved pieces will be 1 & 2

**Cory Tang**

ACCOUNT EXECUTIVE

**Pennsylvania C C**

FACILITY

**SEE ABOVE**

PLACEMENT

INSTALL DATE & TIME

DISMANTLE DATE & TIME