

SOUTH BUILDING
LEVEL TWO - ESCALATOR #S1

F R E E M A N

DRAWING STARTED:
12/5/2012 GH
FILE PATH:

DRAWING NAME:

HALL NAME:
SOUTH HALL
JOB NUMBER:

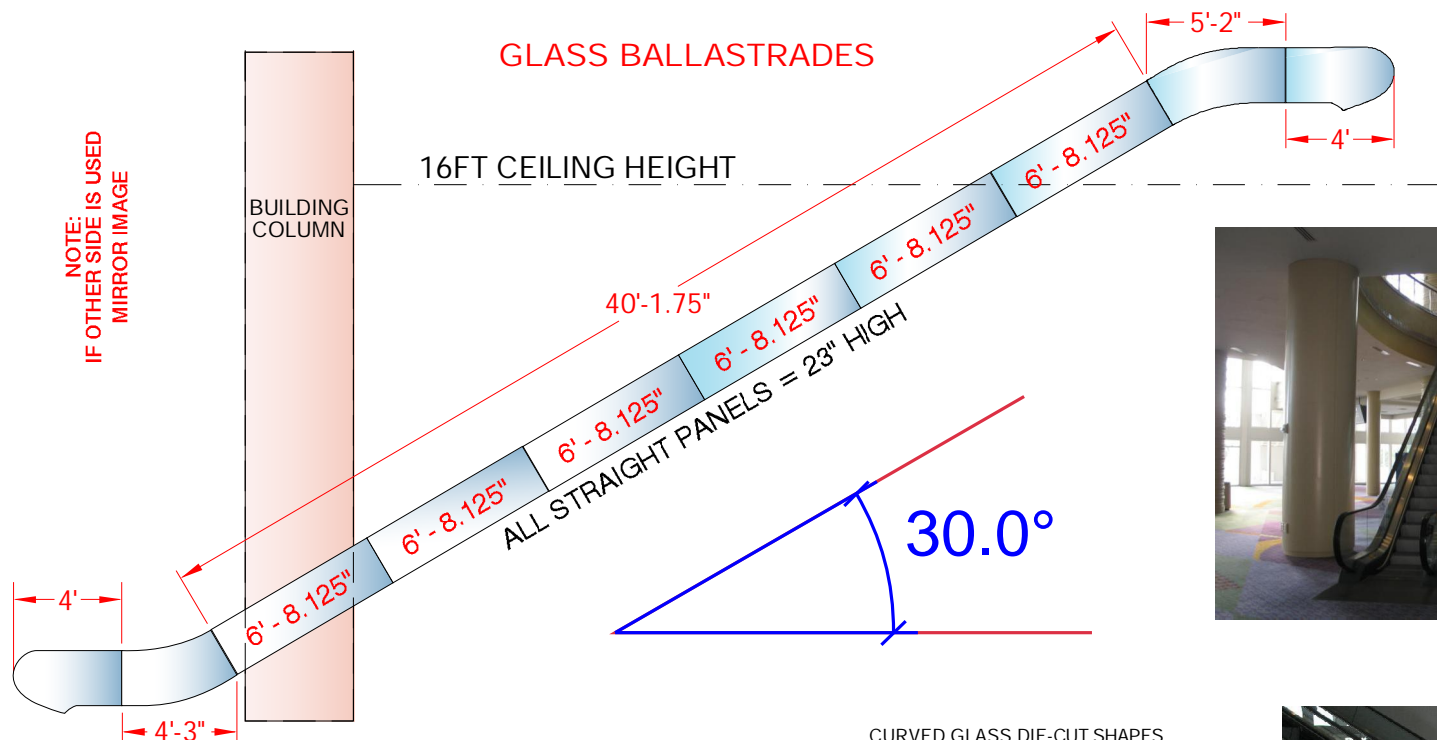

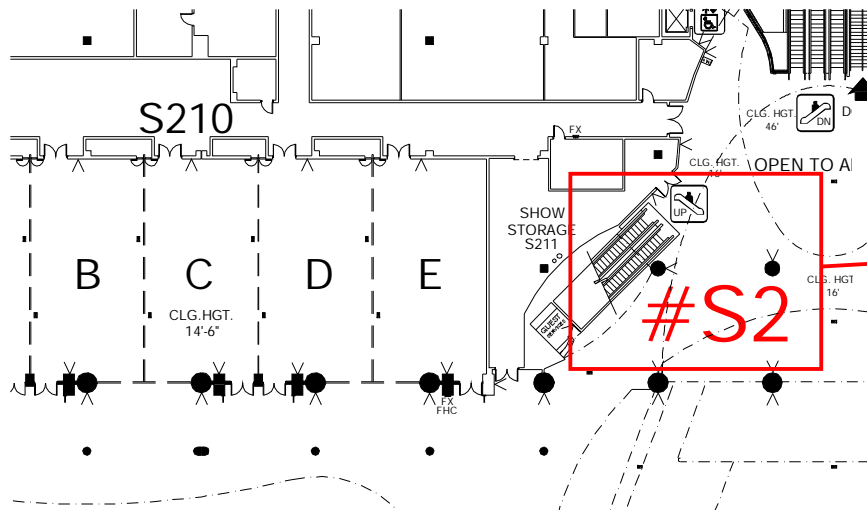
ACCT. EXEC:

NOT TO SCALE

DISCLAIMER

EVERY EFFORT HAS BEEN MADE TO ENSURE THE ACCURACY OF ALL INFORMATION CONTAINED ON THIS FLOORPLAN. HOWEVER NO WARRANTIES, EITHER EXPRESSED OR IMPLIED ARE MADE WITH RESPECT TO THIS FLOORPLAN IF THE LOCATION OF BUILDING COLUMNS, UTILITIES OR OTHER ARCHITECTURAL COMPONENTS OF THE FACILITY IS A CONSIDERATION IN THE CONSTRUCTION OR USAGE OF AN EXHIBIT, IT IS THE SOLE RESPONSIBILITY OF THE EXHIBITOR TO PHYSICALLY INSPECT THE FACILITY TO VERIFY ALL DIMENSIONS AND LOCATIONS.

©COPYRIGHT 2007, FREEMAN CO.
ALL RIGHTS RESERVED.



ESCALATOR
SIDE GLASS PANELS
LEFT & RIGHT-SIDES
ARE THE SAME

CURVED GLASS DIE-CUT SHAPES

