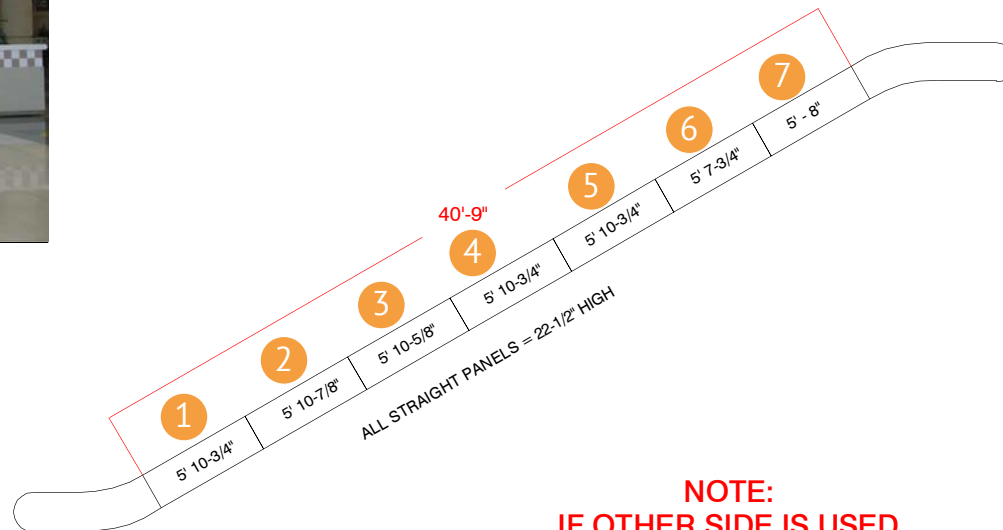


WEST BUILDING LEVEL TWO - ESCALATOR #8

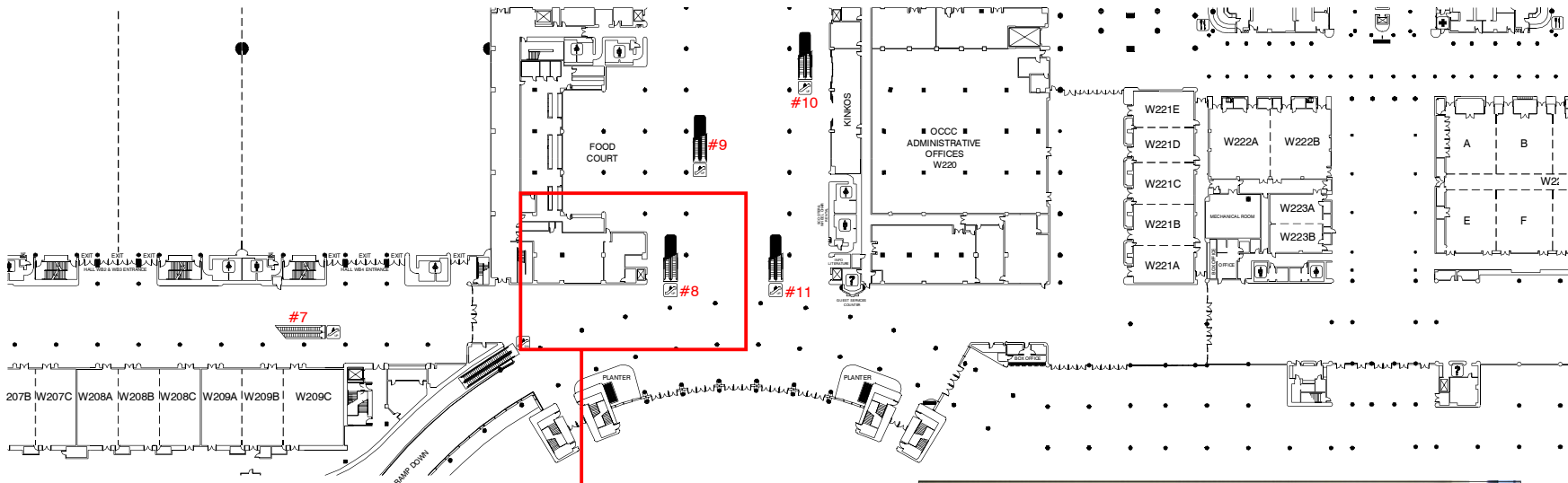


**ESCALATOR
SIDE GLASS PANELS
LEFT & RIGHT-SIDES
ARE THE SAME**



**NOTE:
IF OTHER SIDE IS USED
MIRROR IMAGE**

EVERY EFFORT HAS BEEN MADE TO ENSURE THE ACCURACY OF ALL INFORMATION CONTAINED ON THIS FLOORPLAN. HOWEVER NO WARRANTIES, EITHER EXPRESSED OR IMPLIED ARE MADE WITH RESPECT TO THIS FLOORPLAN. IF THE LOCATION OF BUILDING COLUMNS, UTILITIES OR OTHER ARCHITECTURAL COMPONENTS OF THE FACILITY IS A CONSIDERATION IN THE CONSTRUCTION OR USAGE OF AN EXHIBIT, IT IS THE SOLE RESPONSIBILITY OF THE EXHIBITOR TO PHYSICALLY INSPECT THE FACILITY TO VERIFY ALL DIMENSIONS AND LOCATIONS.




**WEST BUILDING
LEVEL TWO - ESCALATOR #8**



TOP OF ESCALATOR

CENTER STEEL SURFACE

BOTTOM OF ESCALATOR



**ESCALATOR
CENTER STEEL SURFACE**