

**PACC Escalators - 481994**

EVENT NAME - JOB #

**Philadelphia**

EVENT CITY - MOVE IN DATE

LINE ITEM #

WT #

PRE-PRESS	PRINTING
TRIMMING	PROOF/PACKING

**PACC\_HallC\_A-IN\_Section5\_AS1-EG2**

FILE NAME

see below  
QUANTITY

**SS**

SS/DS

**1000%**

PRINT SCALE

**012219DH**  
CREATED

- REVISION 1
- REVISION 2
- REVISION 3
- REVISION 4
- REVISION 5
- REVISION 6

# HONEYCOMB


overall size: 578"w X 23.75"h

Section A (Outside) • Section A (inside) • Section B (inside) • Section C (inside) • Section D (inside) • Section D (outside)  
(straight panels of escalators only, does not include curved pieces at top & bottom; note panels start with A#3)



location: LEVEL 1  
Arch Street Lobby – Section5 – AS1-EG2

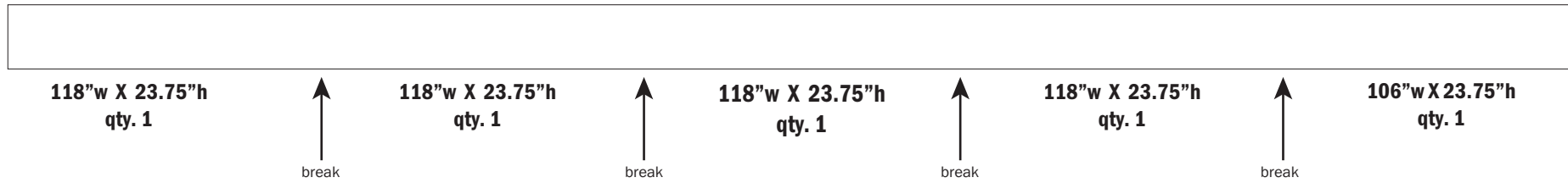
## Section A sample, facing inside (with info, codes, etc.)



## Section A basic template

bottom of escalator (#3)

top of escalator (#7)



P:\Avon\BRANCH\Graphics\Shows\2019\FREEMAN

FILE LOCATION

Cindy McAuliffe

LAYOUT SPECIALIST

NEW YORK

PRODUCTION CITY

NOTES/SHIP TO:  
placement codes can be put on decals for help with installation at show site  
coding starts with #3 as curved pieces will be 1 & 2

Cory Tang

ACCOUNT EXECUTIVE

Pennsylvania C C

FACILITY

SEE ABOVE

PLACEMENT

INSTALL DATE & TIME

DISMANTLE DATE & TIME

**PACC Escalators - 481994**

EVENT NAME - JOB #

**Philadelphia**

EVENT CITY - MOVE IN DATE

LINE ITEM #

WT #

PRE-PRESS	PRINTING
TRIMMING	PROOF/PACKING

**PACC\_HallC\_A-OUT\_Section5\_AS1-EG2**

FILE NAME

see below

QUANTITY

**SS**

SS/DS

**1000%**

PRINT SCALE

**HONEYCOMB**

**overall size: 578" w X 23.75" h**

**Section A (Outside) • Section A (inside) • Section B (inside) • Section C (inside) • Section D (inside) • Section D (outside)**  
(straight panels of escalators only, does not include curved pieces at top & bottom; note panels start with A#3)



**location: LEVEL 1  
Arch Street Lobby – Section5 – AS1-EG2**

**012219DH**  
CREATED

REVISION 1

REVISION 2


REVISION 3

REVISION 4

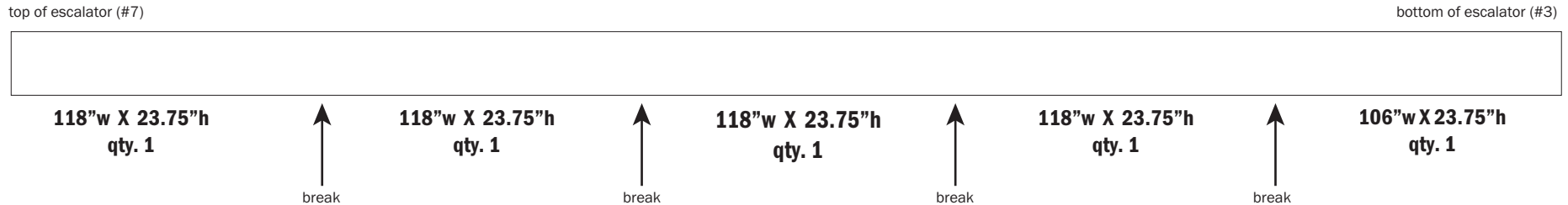
REVISION 5

REVISION 6

**Section A sample, facing Outside (with info, codes, etc.)**



**Section A basic template**



**P:\Avon\BRANCH\Graphics\Shows\2019\FREEMAN**

FILE LOCATION

**Cindy McAuliffe**

LAYOUT SPECIALIST

**NEW YORK**

PRODUCTION CITY

**NOTES/SHIP TO:**  
placement codes can be put on decals for help with installation at show site  
coding starts with #3 as curved pieces will be 1 & 2

**Cory Tang**

ACCOUNT EXECUTIVE

**Pennsylvania C C**

FACILITY

**SEE ABOVE**

PLACEMENT

INSTALL DATE & TIME

DISMANTLE DATE & TIME

**PACC Escalators - 481994**

EVENT NAME - JOB #

**Philadelphia**

EVENT CITY - MOVE IN DATE

LINE ITEM #

WT #

PRE-PRESS	PRINTING
TRIMMING	PROOF/PACKING

**PACC\_HallC\_D-IN\_Section5\_AS1-EG2**

FILE NAME

see below

QUANTITY

**SS**

SS/DS

**1000%**

PRINT SCALE

**012219DH**  
CREATED

REVISION 1

REVISION 2

REVISION 3

REVISION 4

REVISION 5

REVISION 6


**HONEYCOMB**  
overall size: **578" w X 23.75" h**

Section A (Outside) • Section A (inside) • Section B (inside) • Section C (inside) • **Section D (inside)** • Section D (outside)  
(straight panels of escalators only, does not include curved pieces at top & bottom; note panels start with A#3)

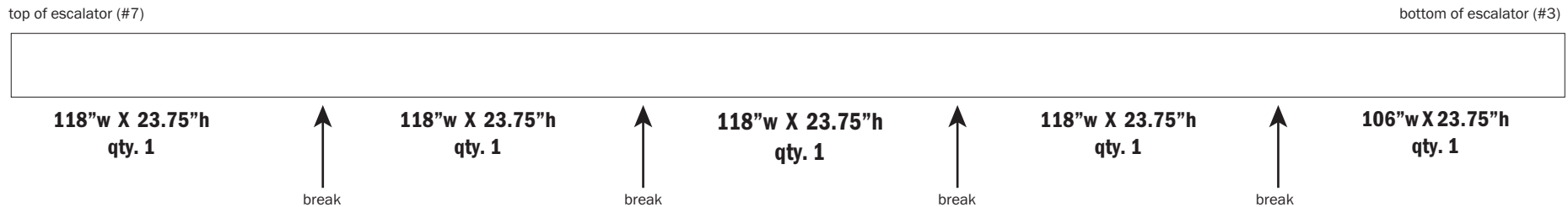


**location: LEVEL 1**  
**Arch Street Lobby – Section5 – AS1-EG2**

**Section D sample, facing inside (with info, codes, etc.)**



**Section D basic template**



**P:\Avon\BRANCH\Graphics\Shows\2019\FREEMAN**

FILE LOCATION

**Cindy McAuliffe**

LAYOUT SPECIALIST

**NEW YORK**

PRODUCTION CITY

**NOTES/SHIP TO:**  
placement codes can be put on decals for help with installation at show site  
coding starts with #3 as curved pieces will be 1 & 2

**Cory Tang**

ACCOUNT EXECUTIVE

**Pennsylvania C C**

FACILITY

**SEE ABOVE**

PLACEMENT

INSTALL DATE & TIME

DISMANTLE DATE & TIME

**PACC Escalators - 481994**

EVENT NAME - JOB #

**Philadelphia**

EVENT CITY - MOVE IN DATE

LINE ITEM #

WT #

PRE-PRESS	PRINTING
TRIMMING	PROOF/PACKING

**PACC\_HallC\_D-OUT\_Section5\_AS1-EG2**

FILE NAME

see below  
QUANTITY

**SS**

SS/DS

**1000%**

PRINT SCALE

**012219DH**  
CREATED

REVISION 1

REVISION 2

REVISION 3

REVISION 4

REVISION 5

REVISION 6

**HONEYCOMB**  
overall size: **578" w X 23.75" h**


Section A (Outside) • Section A (inside) • Section B (inside) • Section C (inside) • Section D (inside) • Section D (outside)

(straight panels of escalators only, does not include curved pieces at top & bottom; note panels start with A#3)



**location: LEVEL 1**  
**Arch Street Lobby – Section5 – AS1-EG2**

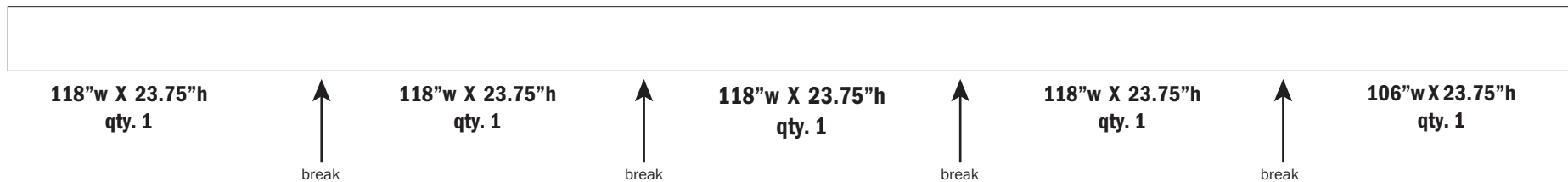
**Section D sample, facing Outside (with info, codes, etc.)**



**Section D basic template**

bottom of escalator (#3)

top of escalator (#7)



P:\Avon\BRANCH\Graphics\Shows\2019\FREEMAN

FILE LOCATION

Cindy McAuliffe

LAYOUT SPECIALIST

NEW YORK

PRODUCTION CITY

**NOTES/SHIP TO:**  
placement codes can be put on decals for help with installation at show site  
coding starts with #3 as curved pieces will be 1 & 2

Cory Tang

ACCOUNT EXECUTIVE

Pennsylvania C C

FACILITY

SEE ABOVE

PLACEMENT

INSTALL DATE & TIME

DISMANTLE DATE & TIME