

SOUTH HALL
OUTDOOR ENTRANCE
HALL A - COLUMN: S2-CW57

F R E E M A N

DRAWING STARTED:
 1/17/2018 G HURTADO/SERDC

DRAWING NAME:
 L2

HALL NAME:
 OUTSIDE ENTRANCE SOUTH A

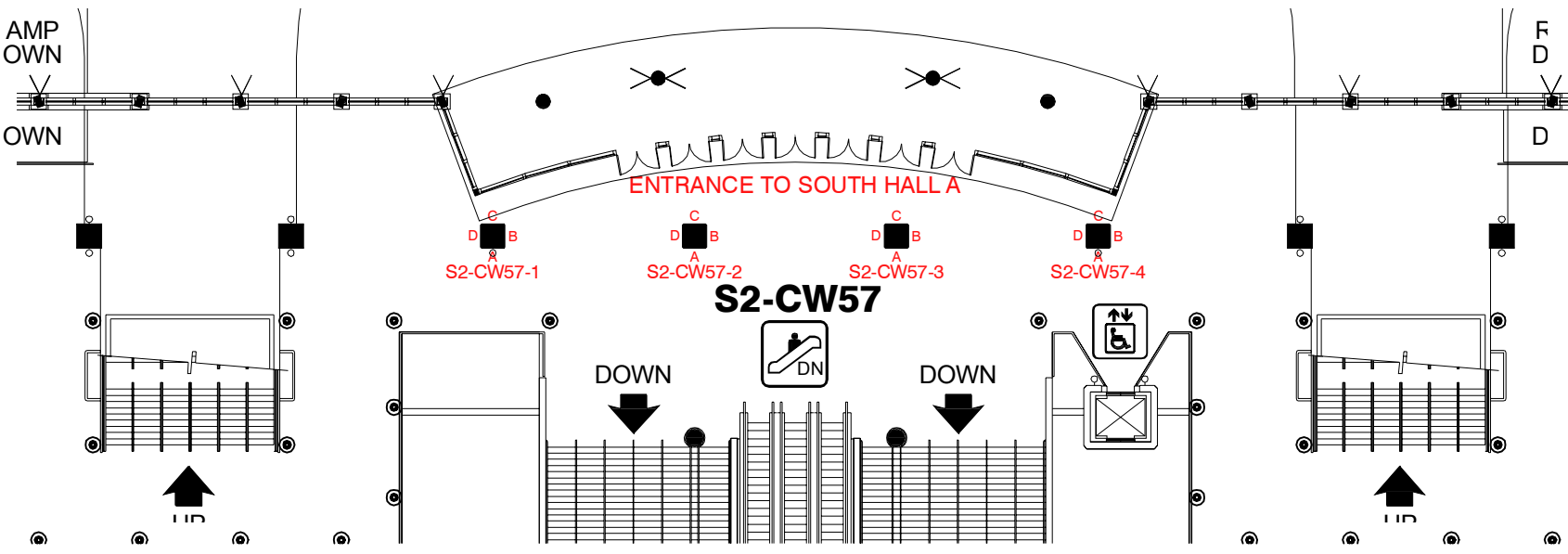
NOT TO SCALE

DISCLAIMER

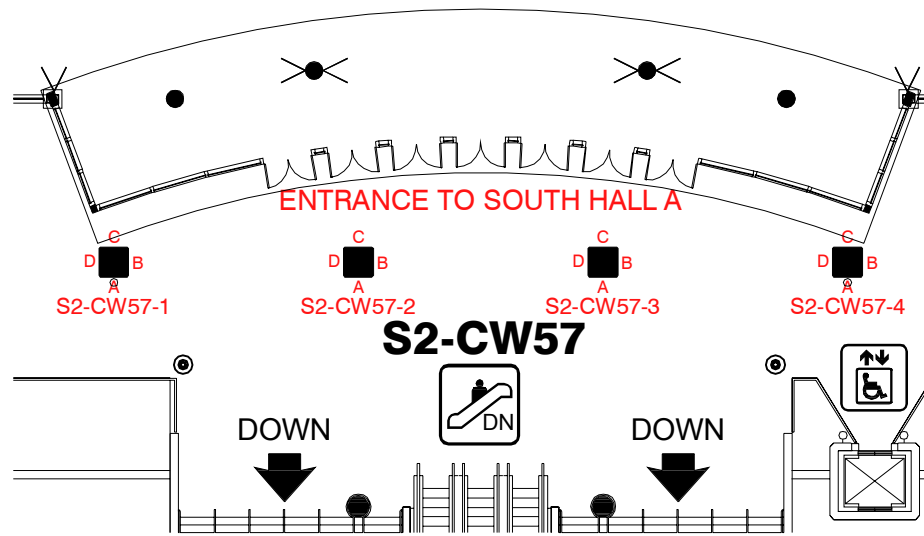
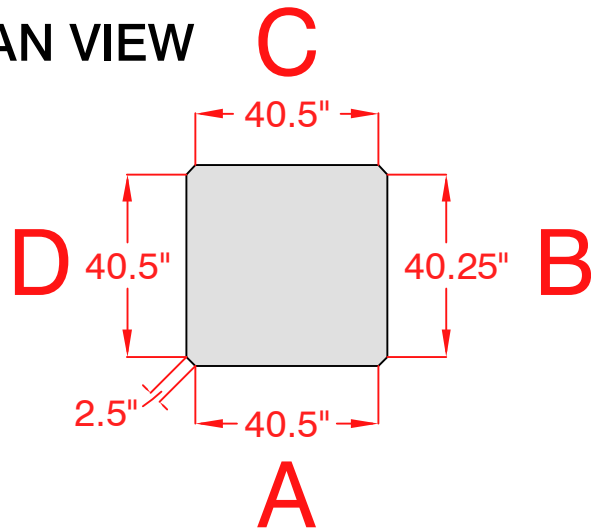
EVERY EFFORT HAS BEEN MADE TO ENSURE THE ACCURACY OF ALL INFORMATION CONTAINED ON THIS FLOORPLAN. HOWEVER NO WARRANTIES EITHER EXPRESSED OR IMPLIED ARE MADE WITH RESPECT TO THIS FLOORPLAN IF THE LOCATION OF BUILDING COLUMNS UTILITIES OR OTHER ARCHITECTURAL COMPONENTS OF THE FACILITY IS A CONSIDERATION IN THE CONSTRUCTION OR USAGE OF AN EXHIBIT, IT IS THE SOLE RESPONSIBILITY OF THE EXHIBITOR TO PHYSICALLY INSPECT THE FACILITY TO VERIFY ALL DIMENSIONS AND LOCATIONS

©COPYRIGHT 2007, FREEMAN CO.
 ALL RIGHTS RESERVED.

FILE PATH: P:\Orlando\Branch\SERDC\Floor Plans\Orlando\Orlando\Orange County Convention Center\North South Concourse\Resources\Photos, Elevations, Details\Specifications\Level 2\Columns\South Hall - Entrance\L2.dwg



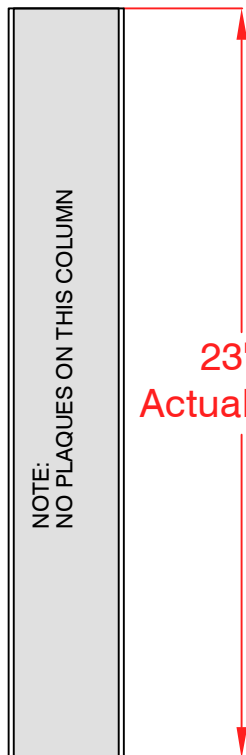
PLAN VIEW



Single Facing Plant on will be
40"W x desired Height

For complete column wrap
use total circumference x desired Height

*Recommended Height: 20'



23'-10"
Actual Height

**TOTAL COLUMN
CIRCUMFERENCE:
14' - 4"**



FILE PATH: P:\Orlando\Branch\SERDC\Floor Plans\Facilities\Florida\Orlando\Orange County Convention Center\North South Concourse\Resources\Photos, Elevations, Details\Specifications\Level 2\Columns\South Hall - Entrance\L2.dwg

SOUTH HALL OUTDOOR ENTRANCE HALL A - COLUMN: S2-CW57-1

F R E E M A N

DRAWING STARTED:
1/17/2018 G HURTADO/SERDC

DRAWING NAME:
L2

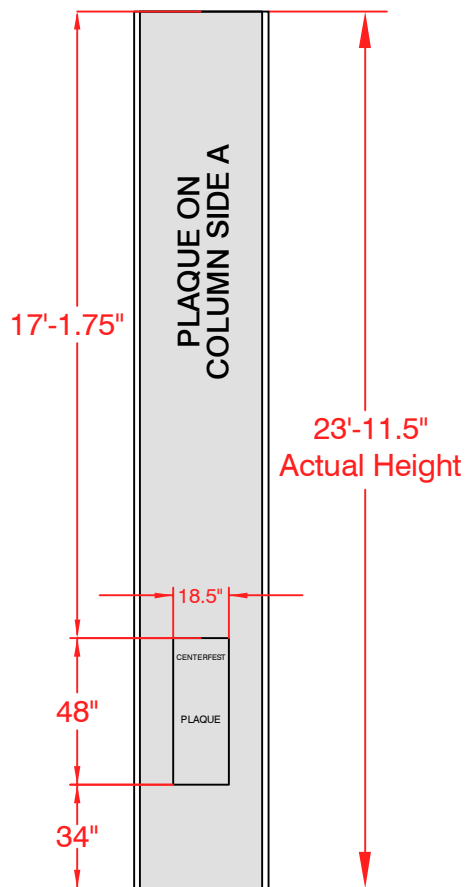
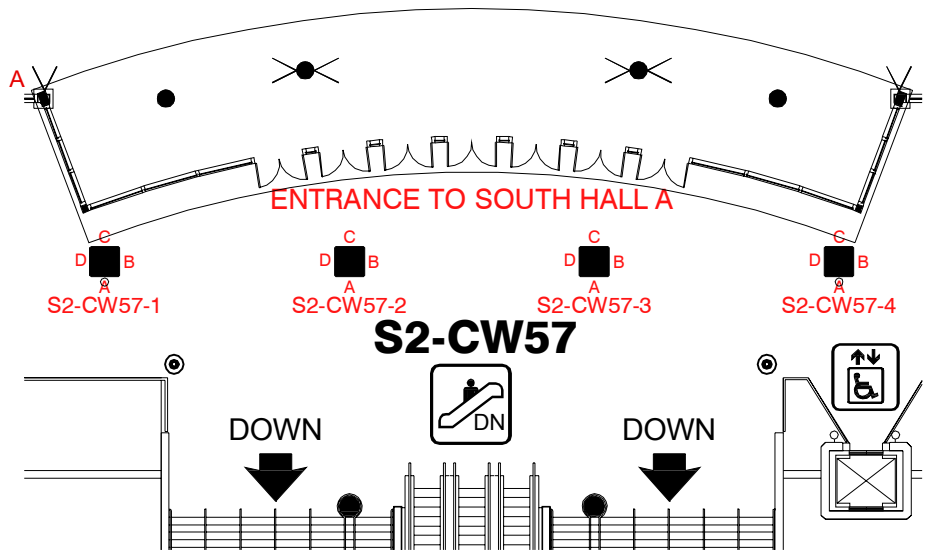
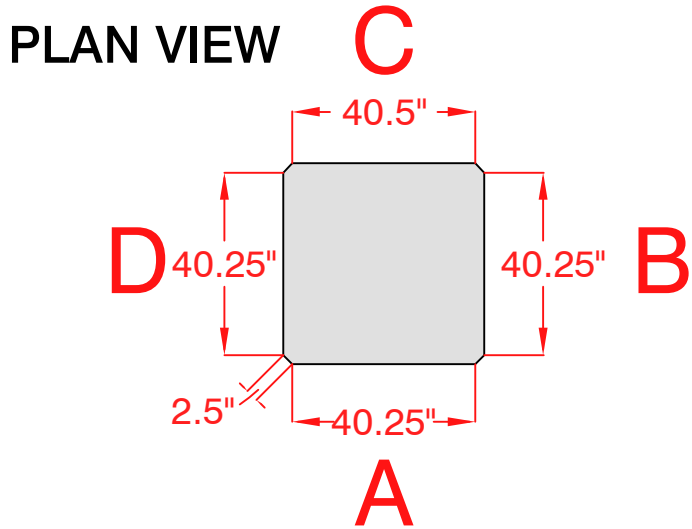
HALL NAME:
OUTSIDE ENTRANCE SOUTH A

NOT TO SCALE

DISCLAIMER

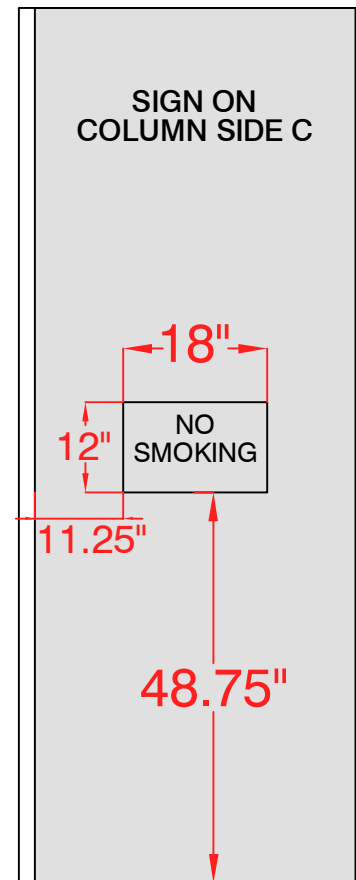
EVERY EFFORT HAS BEEN MADE TO ENSURE THE ACCURACY OF ALL INFORMATION CONTAINED ON THIS FLOORPLAN. HOWEVER NO WARRANTIES EITHER EXPRESSED OR IMPLIED ARE MADE WITH RESPECT TO THIS FLOORPLAN IF THE LOCATION OF BUILDING COLUMNS UTILITIES OR OTHER ARCHITECTURAL COMPONENTS OF THE FACILITY IS A CONSIDERATION IN THE CONSTRUCTION OR USAGE OF AN EXHIBIT, IT IS THE SOLE RESPONSIBILITY OF THE EXHIBITOR TO PHYSICALLY INSPECT THE FACILITY TO VERIFY ALL DIMENSIONS AND LOCATIONS

©COPYRIGHT 2007, FREEMAN CO.
ALL RIGHTS RESERVED.



TOTAL COLUMN CIRCUMFERENCE
14' - 3.5"

Single Facing Plant on will be
40"W x desired Height
For complete column wrap
use total circumference x desired Height
*Recommended Height: 20'



SOUTH HALL
OUTDOOR ENTRANCE
HALL A - COLUMN: S2-CW57-2

FREEMAN

DRAWING STARTED:
1/17/2018 G HURTADO/SERDC

DRAWING NAME:
L2

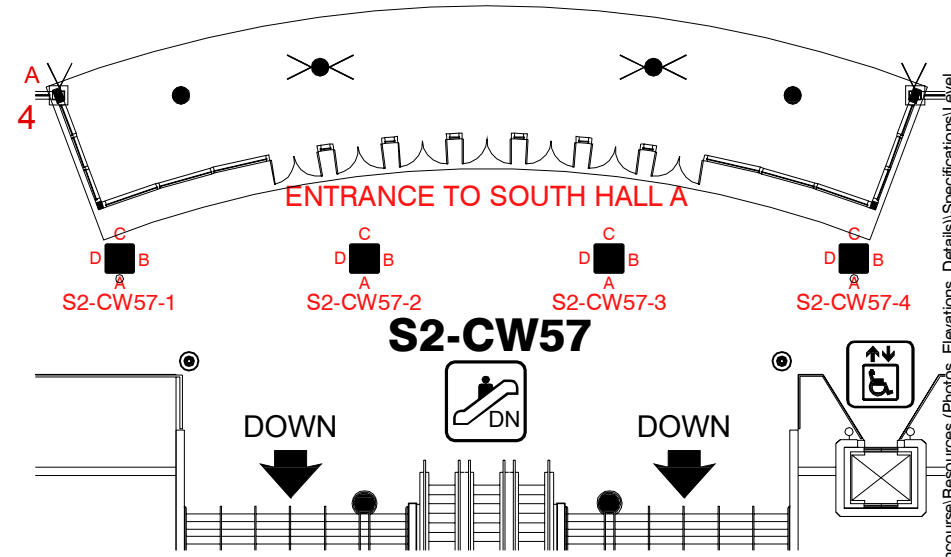
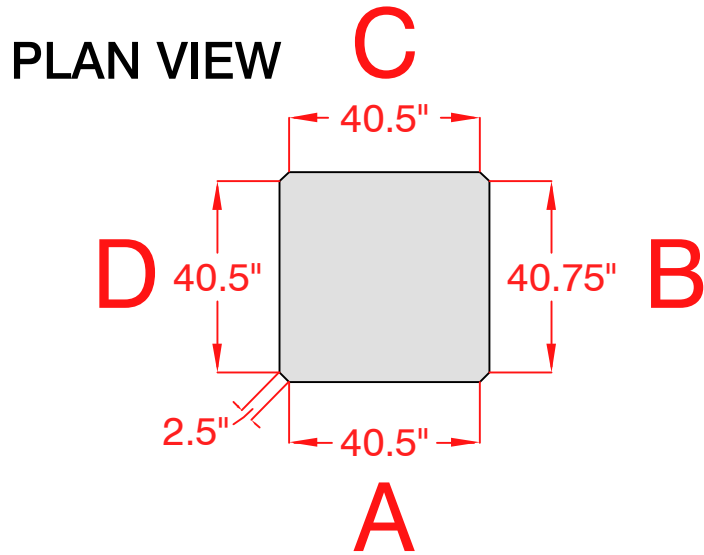
HALL NAME:
OUTSIDE ENTRANCE SOUTH A

NOT TO SCALE

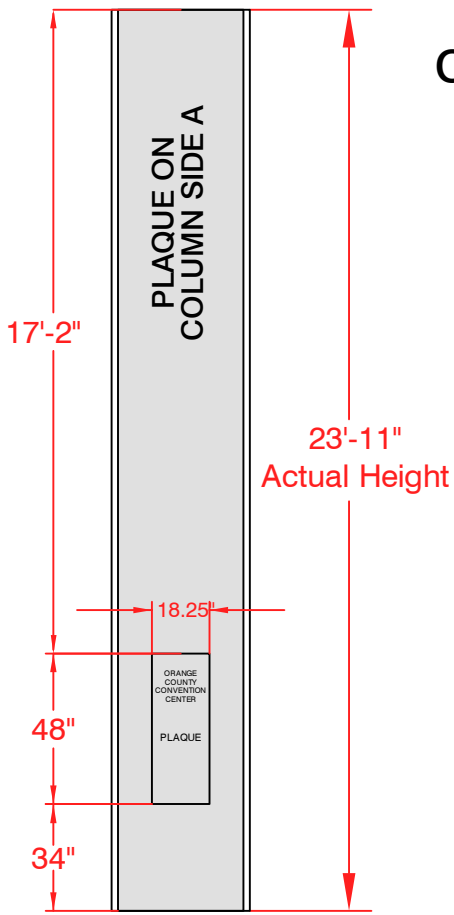
DISCLAIMER

EVERY EFFORT HAS BEEN MADE TO ENSURE THE ACCURACY OF ALL INFORMATION CONTAINED ON THIS FLOORPLAN. HOWEVER NO WARRANTIES EITHER EXPRESSED OR IMPLIED ARE MADE WITH RESPECT TO THIS FLOORPLAN IF THE LOCATION OF BUILDING COLUMNS UTILITIES OR OTHER ARCHITECTURAL COMPONENTS OF THE FACILITY IS A CONSIDERATION IN THE CONSTRUCTION OR USAGE OF AN EXHIBIT, IT IS THE SOLE RESPONSIBILITY OF THE EXHIBITOR TO PHYSICALLY INSPECT THE FACILITY TO VERIFY ALL DIMENSIONS AND LOCATIONS

©COPYRIGHT 2007, FREEMAN CO.
ALL RIGHTS RESERVED.


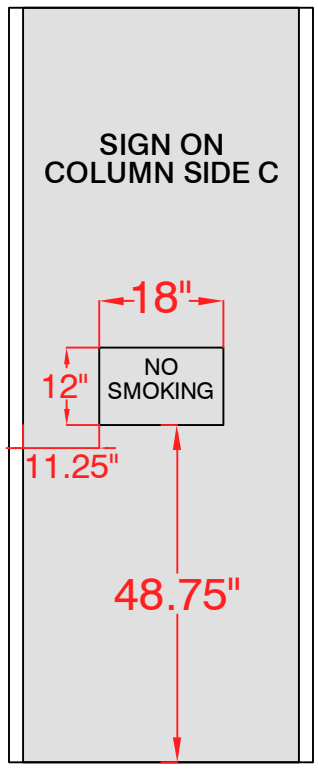


**SOUTH HALL
OUTDOOR ENTRANCE**
HALL A - COLUMN: S2-CW57-3



TOTAL COLUMN CIRCUMFERENCE:
14' - 4"

Single Facing Plant on will be 40"W x desired Height
For complete column wrap use total circumference x desired Height
*Recommended Height: 20'



F R E E M A N

DRAWING STARTED:
1/17/2018 G HURTADO/SERDC
DRAWING NAME:
L2
HALL NAME:
OUTSIDE ENTRANCE SOUTH A

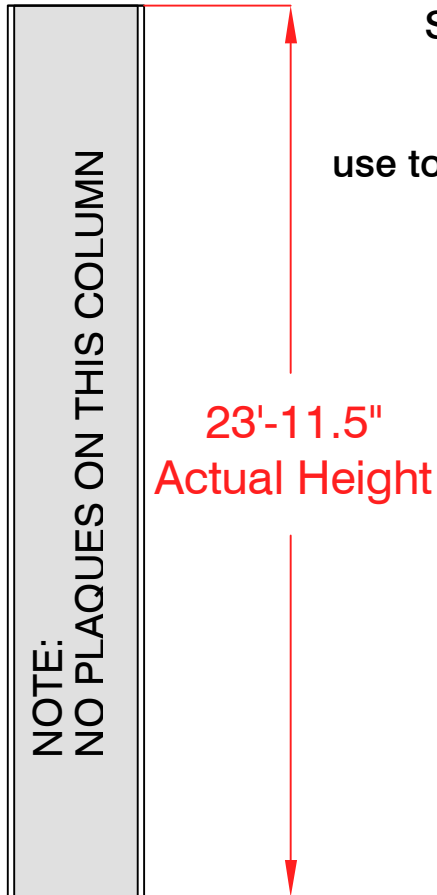
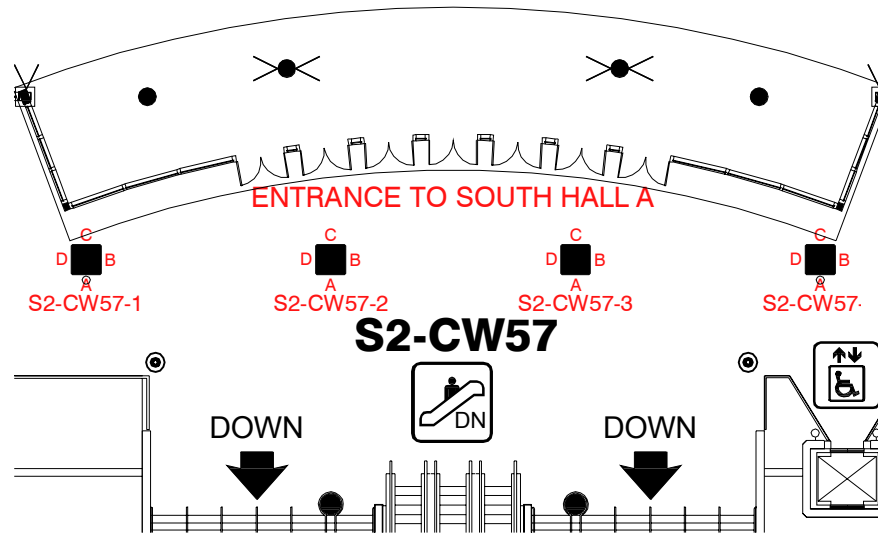
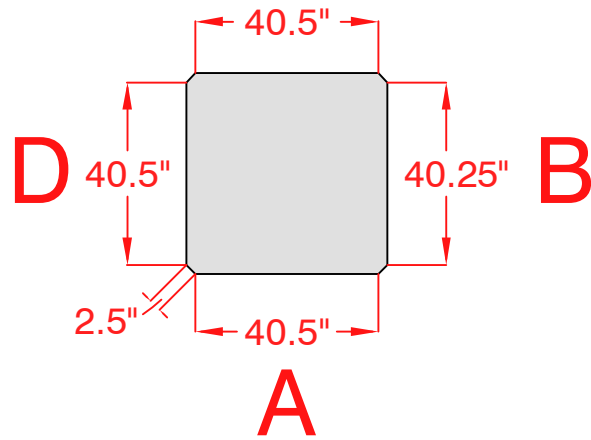
NOT TO SCALE

DISCLAIMER

EVERY EFFORT HAS BEEN MADE TO ENSURE THE ACCURACY OF ALL INFORMATION CONTAINED ON THIS FLOORPLAN. HOWEVER NO WARRANTIES EITHER EXPRESSED OR IMPLIED ARE MADE WITH RESPECT TO THIS FLOORPLAN IF THE LOCATION OF BUILDING COLUMNS UTILITIES OR OTHER ARCHITECTURAL COMPONENTS OF THE FACILITY IS A CONSIDERATION IN THE CONSTRUCTION OR USAGE OF AN EXHIBIT, IT IS THE SOLE RESPONSIBILITY OF THE EXHIBITOR TO PHYSICALLY INSPECT THE FACILITY TO VERIFY ALL DIMENSIONS AND LOCATIONS
© COPYRIGHT 2007, FREEMAN CO.
ALL RIGHTS RESERVED.

FILE PATH: P:\Orlando\Branch\SERDC\Floor Plans\Facilities\Florida\Orlando\Orange County Convention Center\North South Concourse\Resources (Photos, Elevations, Details)\Specifications\Level 2\Columns\South Hall Entrance\L2.dwg

PLAN VIEW C



**NOTE:
NO PLAQUES ON THIS COLUMN**

Single Facing Plant on will be 40"W x desired Height
 For complete column wrap use total circumference x desired Height
 *Recommended Height: 20'

**TOTAL COLUMN CIRCUMFERENCE:
14' - 4.5"**



I:\E PATH: P:\Orlando\Branch\SERDC\Floor Plans\Facilities\Florida\Orlando\Orange County Convention Center\North South Concourse\Resources\Photos, Elevations, Details\Specifications\Level 2\Columns\South Hall - Entrance\L2.dwg

SOUTH HALL OUTDOOR ENTRANCE HALL A - COLUMN: S2-CW57-4

F R E E M A N

DRAWING STARTED:
1/17/2018 G HURTADO/SERDC

DRAWING NAME:
L2

HALL NAME:
OUTSIDE ENTRANCE SOUTH A

NOT TO SCALE

DISCLAIMER

EVERY EFFORT HAS BEEN MADE TO ENSURE THE ACCURACY OF ALL INFORMATION CONTAINED ON THIS FLOORPLAN. HOWEVER NO WARRANTIES EITHER EXPRESSED OR IMPLIED ARE MADE WITH RESPECT TO THIS FLOORPLAN IF THE LOCATION OF BUILDING COLUMNS UTILITIES OR OTHER ARCHITECTURAL COMPONENTS OF THE FACILITY IS A CONSIDERATION IN THE CONSTRUCTION OR USAGE OF AN EXHIBIT, IT IS THE SOLE RESPONSIBILITY OF THE EXHIBITOR TO PHYSICALLY INSPECT THE FACILITY TO VERIFY ALL DIMENSIONS AND LOCATIONS

©COPYRIGHT 2007, FREEMAN CO.
ALL RIGHTS RESERVED.