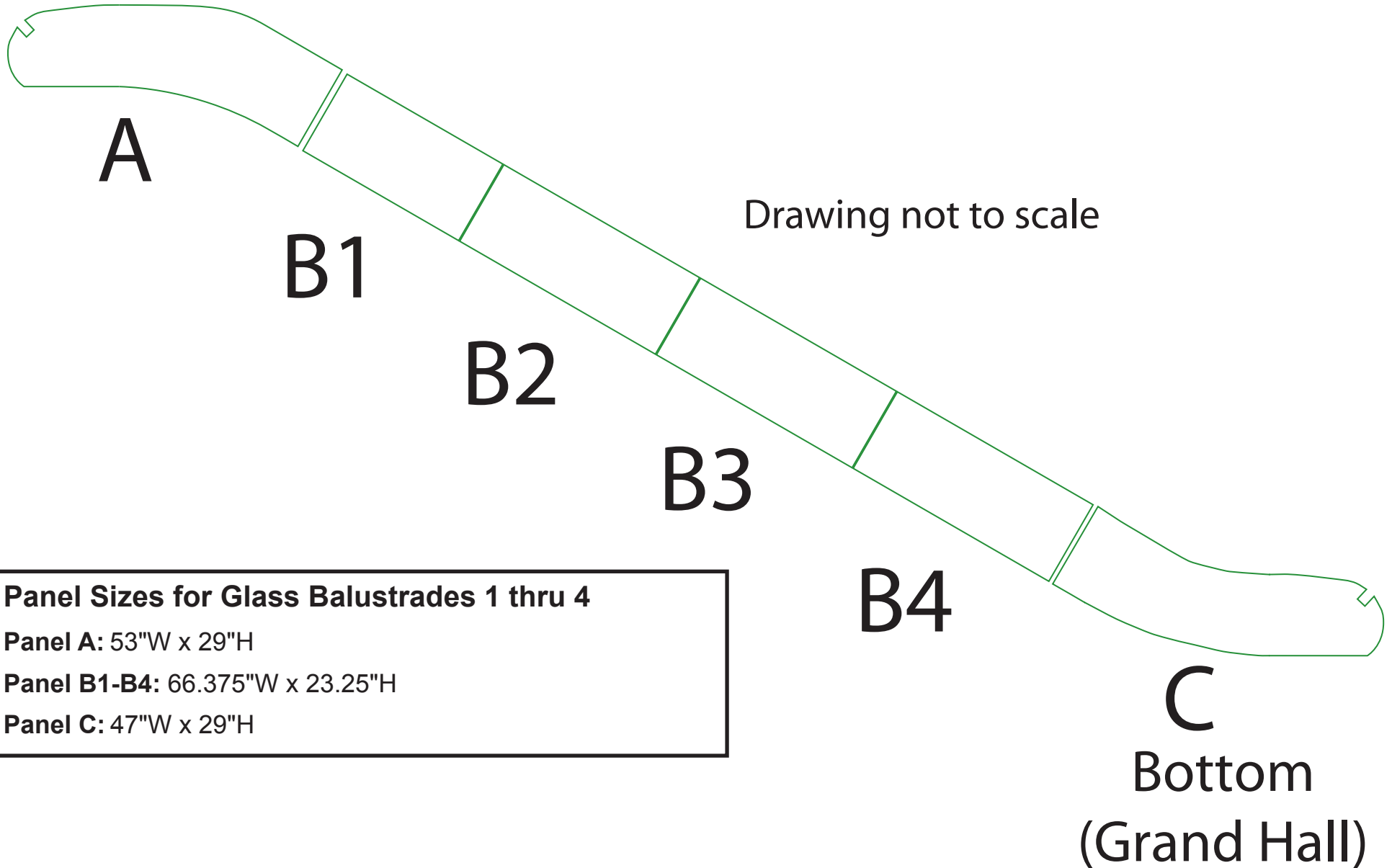


Top  
(Level 3)

# Charlotte Convention Center

Escalator Graphics CC-EG1 / Grand Hall A Up To Level 3

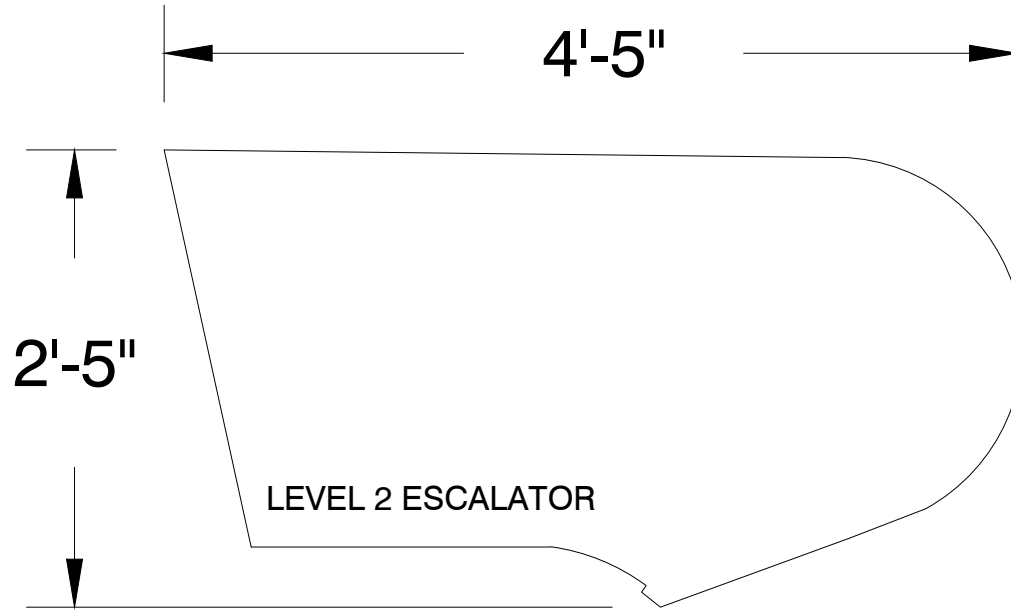


**Panel Sizes for Glass Balustrades 1 thru 4**

**Panel A:** 53"W x 29"H

**Panel B1-B4:** 66.375"W x 23.25"H

**Panel C:** 47"W x 29"H



NOTE: ESCALATOR DIMENSIONS HAVE NOT BEEN VERIFIED BY DRAFTING DEPARTMENT .

**REVISION**

Date: 12/8/2015

By:

**BOOTH COUNT**

**BLDG. LEGEND:**

**DRAWING INFO**

Passport Line Item Number:

#

Facility:

CHARLOTTE CONVENTION CENTER

ESCALATOR GRAPHIC-TEMPLATE

Hall / Level:

City & State:

Scale: NTS

Job #:

AE:

Prod. AE:

Started:

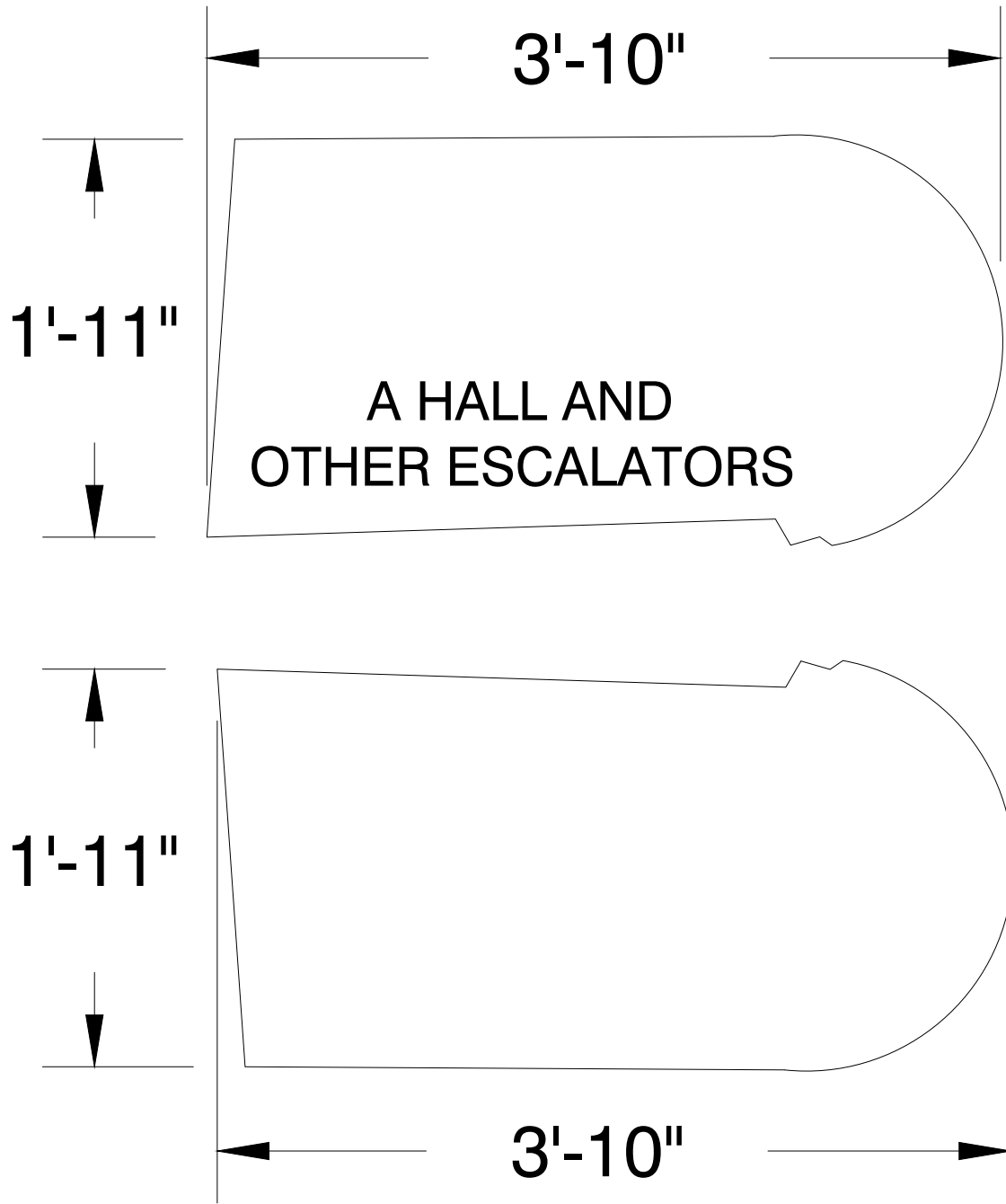
Started By:

Branch:

**FREEMAN**

EVERY EFFORT HAS BEEN MADE TO ENSURE THE ACCURACY OF ALL INFORMATION CONTAINED ON THIS FLOORPLAN. HOWEVER, NO WARRANTIES, EITHER EXPRESSED OR IMPLIED, ARE MADE WITH RESPECT TO THIS FLOORPLAN. IF THE LOCATION OF BUILDING COLUMNS, UTILITIES OR OTHER ARCHITECTURAL COMPONENTS OF THE FACILITY IS A CONSIDERATION IN THE CONSTRUCTION OR USAGE OF AN EXHIBIT, IT IS THE SOLE RESPONSIBILITY OF THE EXHIBITOR TO PHYSICALLY INSPECT THE FACILITY TO VERIFY ALL DIMENSION AND LOCATIONS.  
© COPYRIGHT 2007, FREEMAN CO.  
ALL RIGHTS RESERVED.

File Name: CCC-Escalators-2 | Tab Name: 8.5x11L.1 | File Path: C:\Users\armstiv\Desktop\PLANTOUR Documents\Charlotte CC\Opportunities\Escalator & Stair Details



NOTE: ESCALATOR DIMENSIONS HAVE NOT BEEN VERIFIED BY DRAFTING DEPARTMENT .

**REVISION**

Date: 12/8/2015

By:

**BOOTH COUNT**

**BLDG. LEGEND:**

**DRAWING INFO**

Passport Line Item Number:

#

Facility:

CHARLOTTE CONVENTION CENTER

ESCALATOR GRAPHIC-TEMPLATE

Hall / Level:

City & State:

Scale: NTS

Job #:

AE:

Prod. AE:

Started:

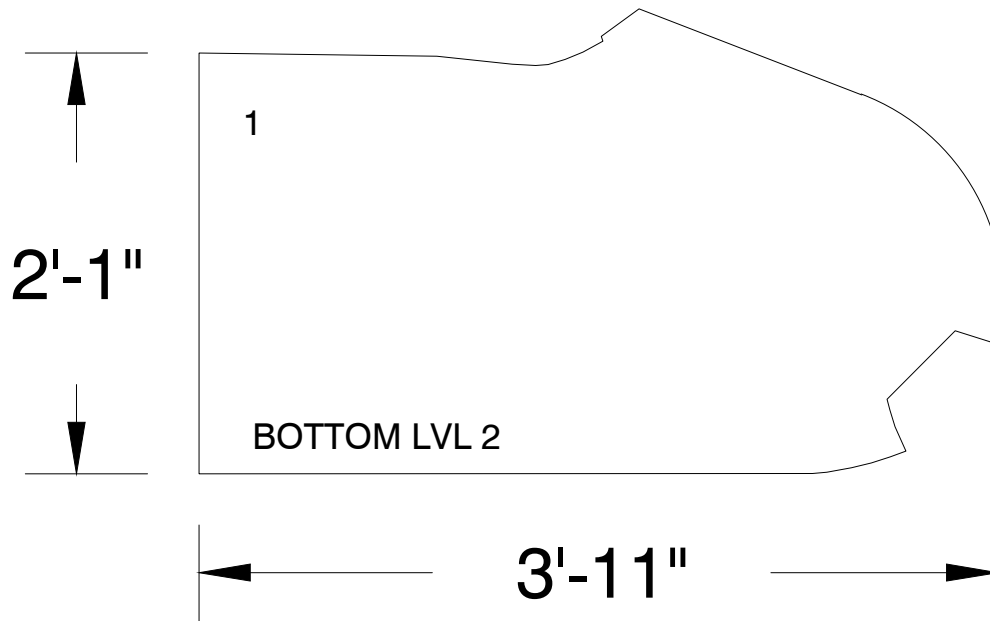
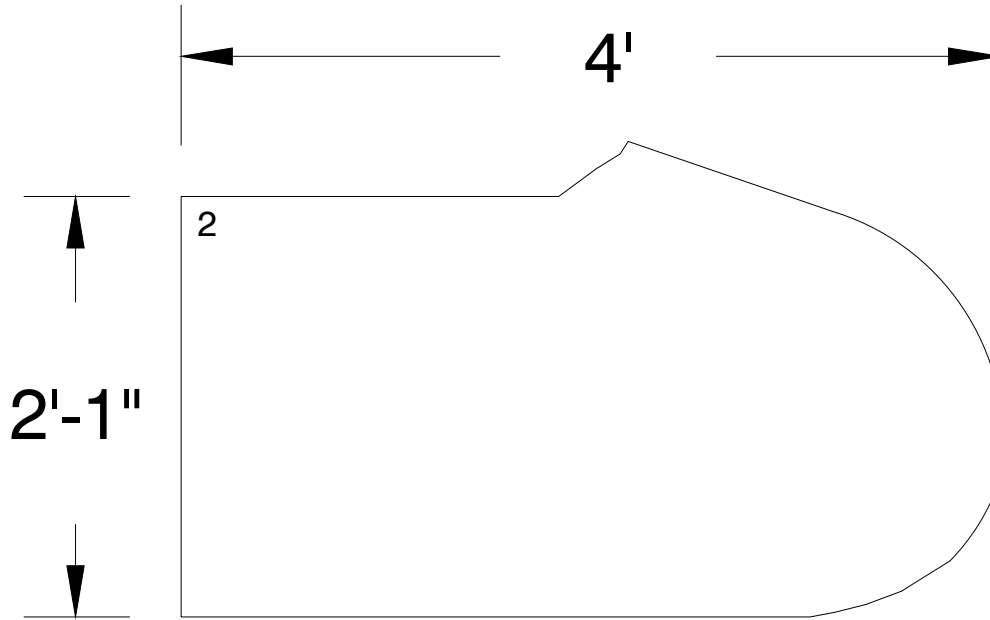
Started By:

Branch:

**FREEMAN**

EVERY EFFORT HAS BEEN MADE TO ENSURE THE ACCURACY OF ALL INFORMATION CONTAINED ON THIS FLOORPLAN. HOWEVER, NO WARRANTIES, EITHER EXPRESSED OR IMPLIED, ARE MADE WITH RESPECT TO THIS FLOORPLAN. IF THE LOCATION OF BUILDING COLUMNS, UTILITIES OR OTHER ARCHITECTURAL COMPONENTS OF THE FACILITY IS A CONSIDERATION IN THE CONSTRUCTION OR USAGE OF AN EXHIBIT, IT IS THE SOLE RESPONSIBILITY OF THE EXHIBITOR TO PHYSICALLY INSPECT THE FACILITY TO VERIFY ALL DIMENSIONS AND LOCATIONS.  
© COPYRIGHT 2007, FREEMAN CO.  
ALL RIGHTS RESERVED.

File Name: CCC-Escalators-2 | Tab Name: 8.5x11L2 | File Path: C:\Users\armstiv\Desktop\PLANTOUR Documents\Charlotte CC\Opportunities\Escalator & Stair Details



NOTE: ESCALATOR DIMENSIONS HAVE NOT BEEN VERIFIED BY DRAFTING DEPARTMENT .

**REVISION**

Date: 12/8/2015

By:

**BOOTH COUNT**

**BLDG. LEGEND:**

**DRAWING INFO**

Passport Line Item Number:

#

Facility:  
CHARLOTTE CONVENTION CENTER  
ESCALATOR GRAPHIC-TEMPLATE

Hall / Level:

City & State:

Scale: NTS

Job #:

AE:

Prod. AE:

Started:

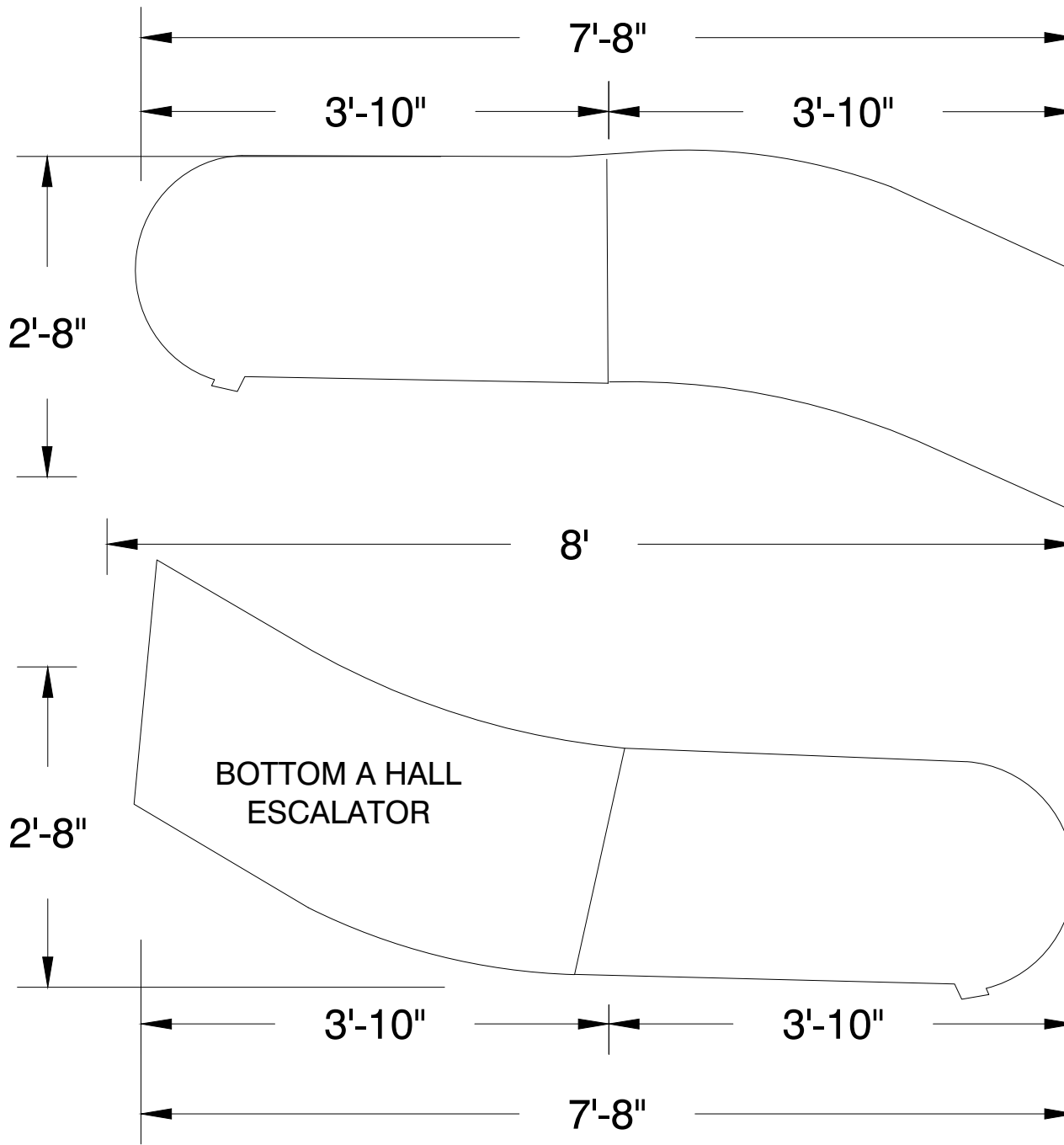
Started By:

Branch:

**FREEMAN**

EVERY EFFORT HAS BEEN MADE TO ENSURE THE ACCURACY OF ALL INFORMATION CONTAINED ON THIS FLOORPLAN. HOWEVER, NO WARRANTIES, EITHER EXPRESSED OR IMPLIED, ARE MADE WITH RESPECT TO THIS FLOORPLAN. IF THE LOCATION OF BUILDING COLUMNS, UTILITIES OR OTHER ARCHITECTURAL COMPONENTS OF THE FACILITY IS A CONSIDERATION IN THE CONSTRUCTION OR USAGE OF AN EXHIBIT, IT IS THE SOLE RESPONSIBILITY OF THE EXHIBITOR TO PHYSICALLY INSPECT THE FACILITY TO VERIFY ALL DIMENSION AND LOCATIONS.  
© COPYRIGHT 2007, FREEMAN CO.  
ALL RIGHTS RESERVED.

File Name: CCC-Escalators-2 | Tab Name: 8.5x11L3 | File Path: C:\Users\armst\Documents\PLANTOUR Documents\Charlotte CC\Opportunities\Escalator & Stair Details



**REVISION**

Date: 12/8/2015

By:

**BOOTH COUNT**

**BLDG. LEGEND:**

**DRAWING INFO**

Passport Line Item Number:

#

Facility:

CHARLOTTE CONVENTION CENTER

ESCALATOR GRAPHIC-TEMPLATE

Hall / Level:

City & State:

Scale: NTS

Job #:

AE:

Prod. AE:

Started:

Started By:

Branch:

**FREEMAN**

EVERY EFFORT HAS BEEN MADE TO ENSURE THE ACCURACY OF ALL INFORMATION CONTAINED ON THIS FLOORPLAN. HOWEVER, NO WARRANTIES, EITHER EXPRESSED OR IMPLIED, ARE MADE WITH RESPECT TO THIS FLOORPLAN. IF THE LOCATION OF BUILDING COLUMNS, UTILITIES OR OTHER ARCHITECTURAL COMPONENTS OF THE FACILITY IS A CONSIDERATION IN THE CONSTRUCTION OR USAGE OF AN EXHIBIT, IT IS THE SOLE RESPONSIBILITY OF THE EXHIBITOR TO PHYSICALLY INSPECT THE FACILITY TO VERIFY ALL DIMENSION AND LOCATIONS.  
© COPYRIGHT 2007, FREEMAN CO.  
ALL RIGHTS RESERVED.

File Name: CCC-Escalators-2 | Tab Name: 8.5x11L 4 | File Path: C:\Users\armstev\Desktop\PLANTOUR Documents\Charlotte CC\Opportunities\Escalator & Stair Details

NOTE: ESCALATOR DIMENSIONS HAVE NOT BEEN VERIFIED BY DRAFTING DEPARTMENT .