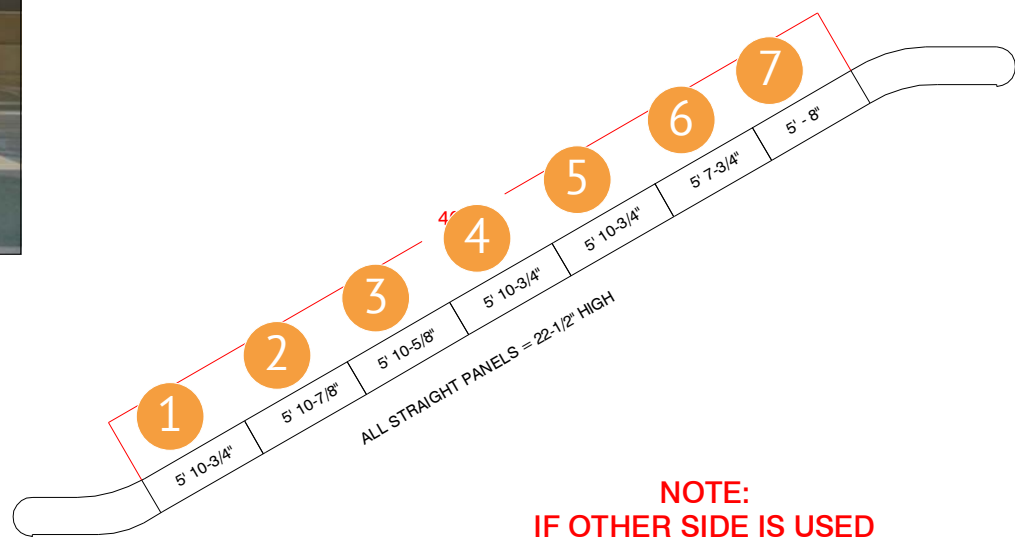


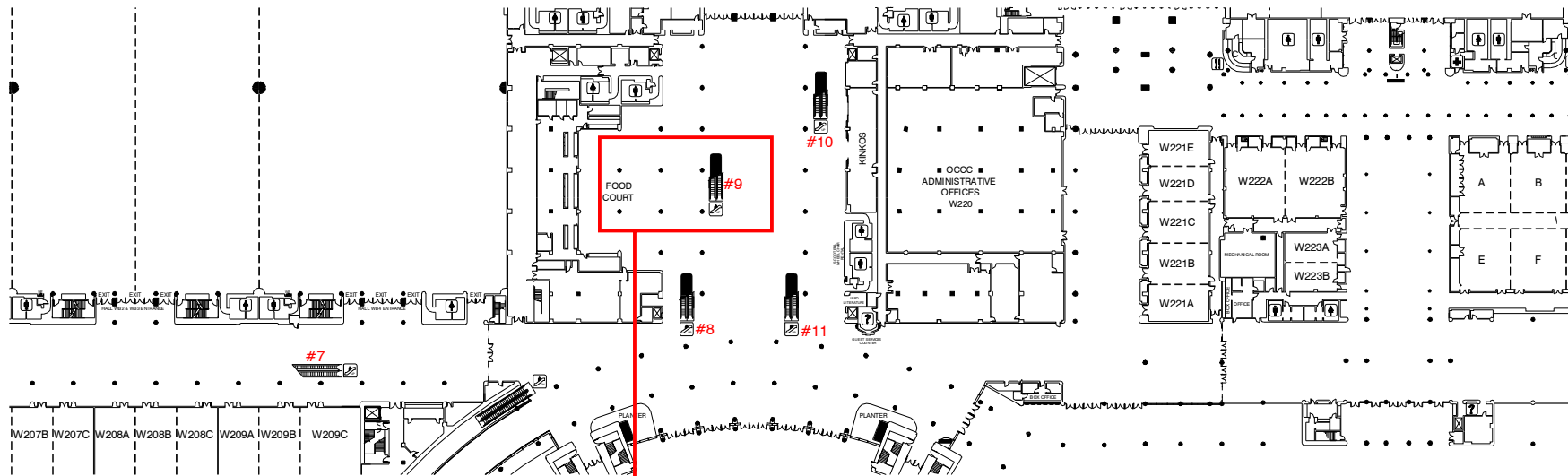
**ESCALATOR  
SIDE GLASS PANELS  
LEFT & RIGHT-SIDES  
ARE THE SAME**

# WEST BUILDING LEVEL TWO - ESCALATOR #9



**NOTE:  
IF OTHER SIDE IS USED  
MIRROR IMAGE**

EVERY EFFORT HAS BEEN MADE TO ENSURE THE ACCURACY OF ALL INFORMATION CONTAINED ON THIS FLOORPLAN. HOWEVER NO WARRANTIES, EITHER EXPRESSED OR IMPLIED ARE MADE WITH RESPECT TO THIS FLOORPLAN. IF THE LOCATION OF BUILDING COLUMNS, UTILITIES OR OTHER ARCHITECTURAL COMPONENTS OF THE FACILITY IS A CONSIDERATION IN THE CONSTRUCTION OR USAGE OF AN EXHIBIT, IT IS THE SOLE RESPONSIBILITY OF THE EXHIBITOR TO PHYSICALLY INSPECT THE FACILITY TO VERIFY ALL DIMENSIONS AND LOCATIONS.




**WEST BUILDING  
LEVEL TWO - ESCALATOR #9**

TOP OF ESCALATOR

CENTER STEEL SURFACE

BOTTOM OF ESCALATOR



**ESCALATOR  
CENTER STEEL SURFACE**