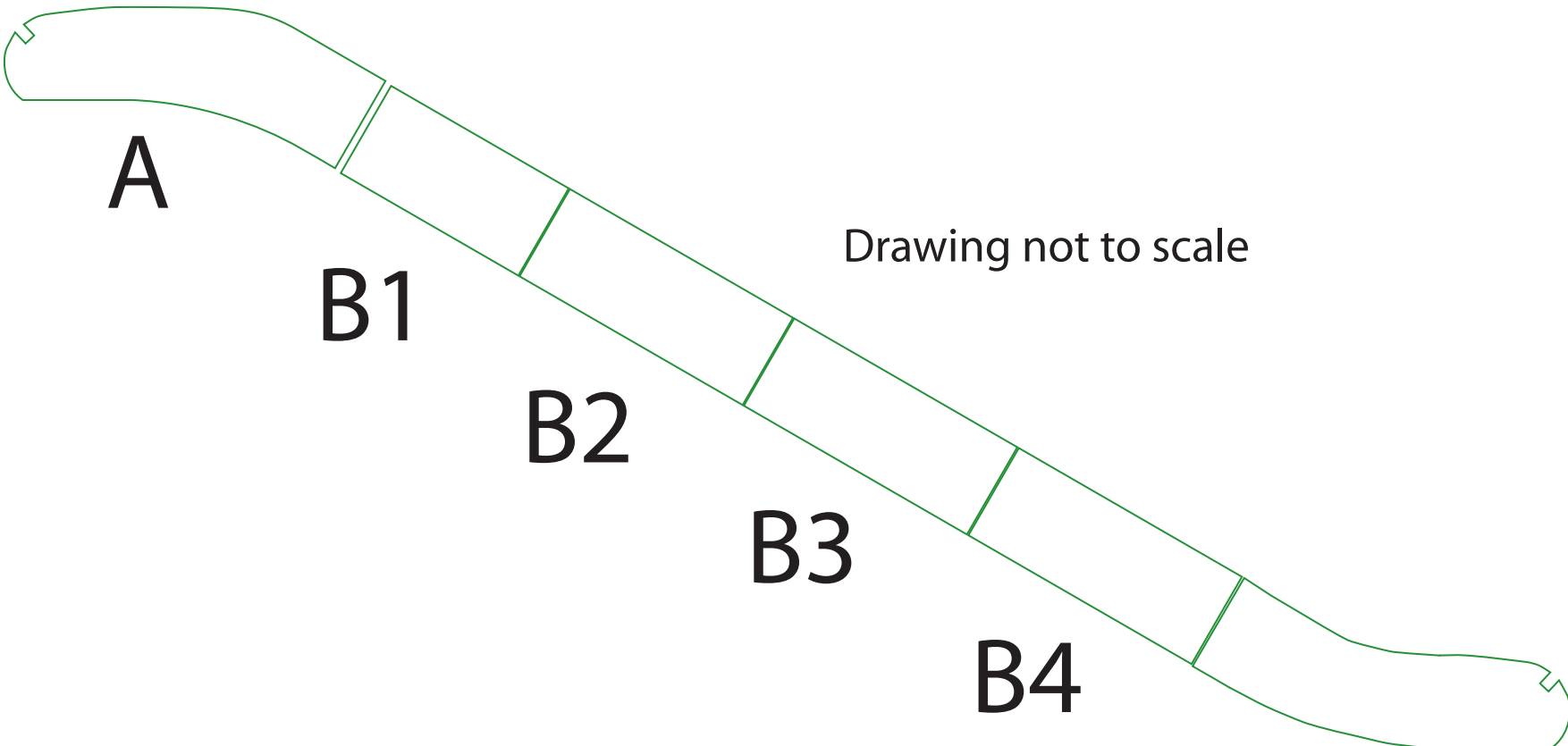


Charlotte Convention Center

Escalator Graphics AC-EG1 / Grand Hall Up To West Meeting Rooms

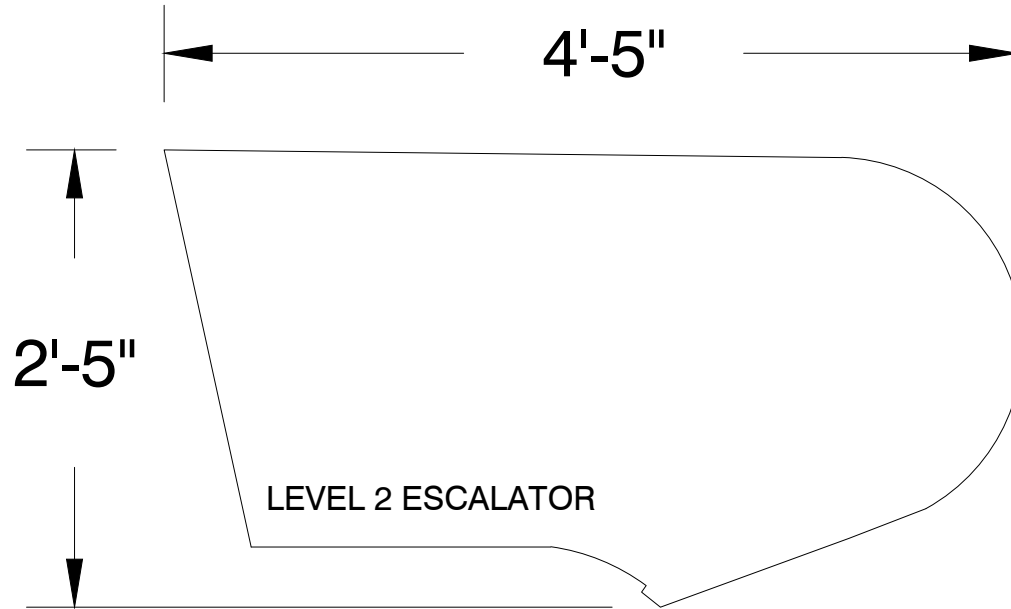
Top
(Meeting Room 210A)



Drawing not to scale

Panel Sizes for Glass Balustrades 1 thru 4
Panel A: 53"W x 29"H
Panel B1 - B4: 66.375"W x 23.0"H
Panel C: 47"W x 29"H

C
Bottom
(Grand Hall)



NOTE: ESCALATOR DIMENSIONS HAVE NOT BEEN VERIFIED BY DRAFTING DEPARTMENT .

REVISION

Date: 12/8/2015

By:

BOOTH COUNT

BLDG. LEGEND:

DRAWING INFO

Passport Line Item Number:

#

Facility:

CHARLOTTE CONVENTION CENTER

ESCALATOR GRAPHIC-TEMPLATE

Hall / Level:

City & State:

Scale: NTS

Job #:

AE:

Prod. AE:

Started:

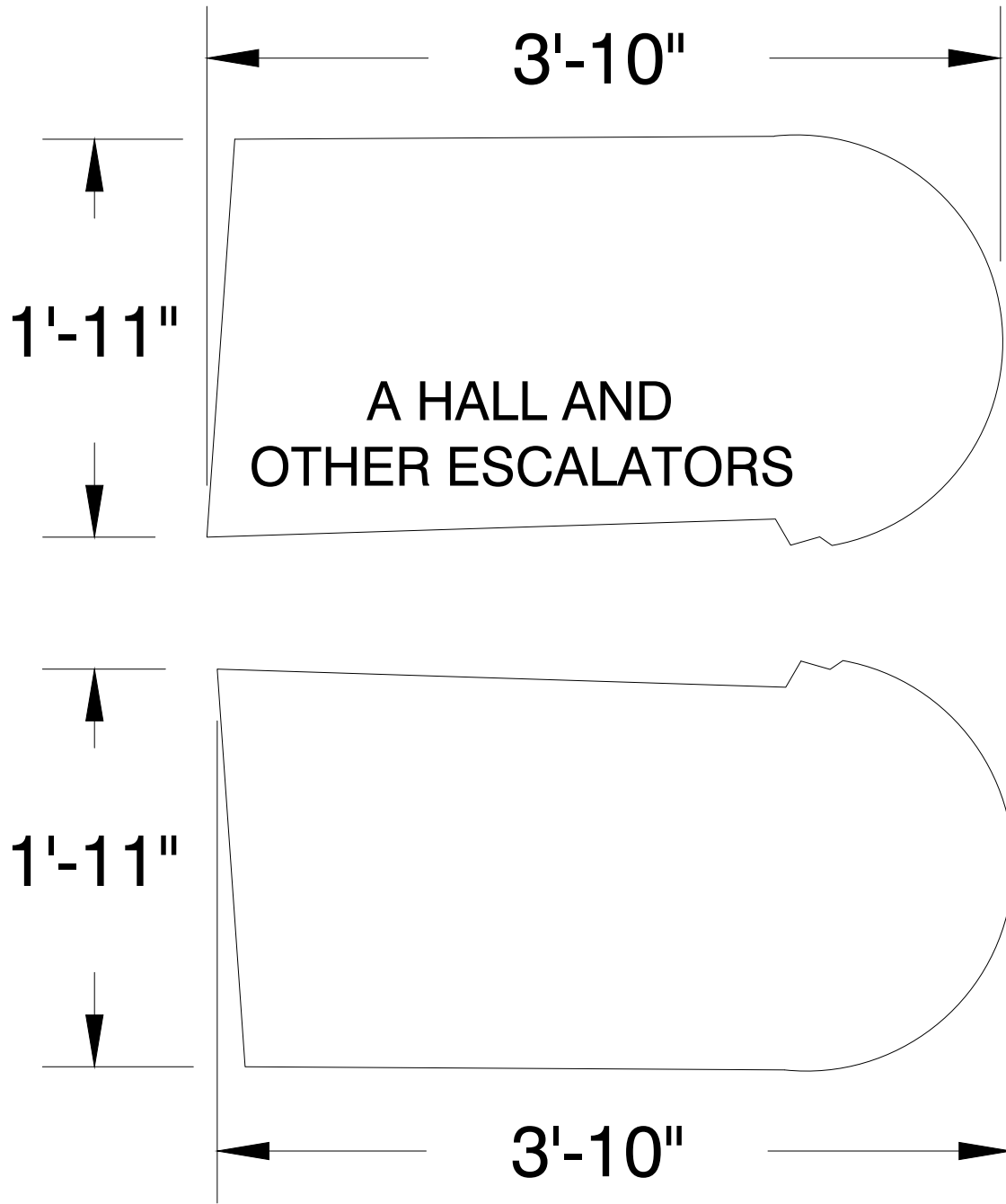
Started By:

Branch:

FREEMAN

EVERY EFFORT HAS BEEN MADE TO ENSURE THE ACCURACY OF ALL INFORMATION CONTAINED ON THIS FLOORPLAN. HOWEVER, NO WARRANTIES, EITHER EXPRESSED OR IMPLIED, ARE MADE WITH RESPECT TO THIS FLOORPLAN. IF THE LOCATION OF BUILDING COLUMNS, UTILITIES OR OTHER ARCHITECTURAL COMPONENTS OF THE FACILITY IS A CONSIDERATION IN THE CONSTRUCTION OR USAGE OF AN EXHIBIT, IT IS THE SOLE RESPONSIBILITY OF THE EXHIBITOR TO PHYSICALLY INSPECT THE FACILITY TO VERIFY ALL DIMENSION AND LOCATIONS.
© COPYRIGHT 2007, FREEMAN CO.
ALL RIGHTS RESERVED.

File Name: CCC-Escalators-2 | Tab Name: 8.5x11L.1 | File Path: C:\Users\armstiv\Desktop\PLANTOUR Documents\Charlotte CC\Opportunities\Escalator & Stair Details



NOTE: ESCALATOR DIMENSIONS HAVE NOT BEEN VERIFIED BY DRAFTING DEPARTMENT .

REVISION

Date: 12/8/2015

By:

BOOTH COUNT

BLDG. LEGEND:

DRAWING INFO

Passport Line Item Number:

#

Facility:

CHARLOTTE CONVENTION CENTER

ESCALATOR GRAPHIC-TEMPLATE

Hall / Level:

City & State:

Scale: NTS

Job #:

AE:

Prod. AE:

Started:

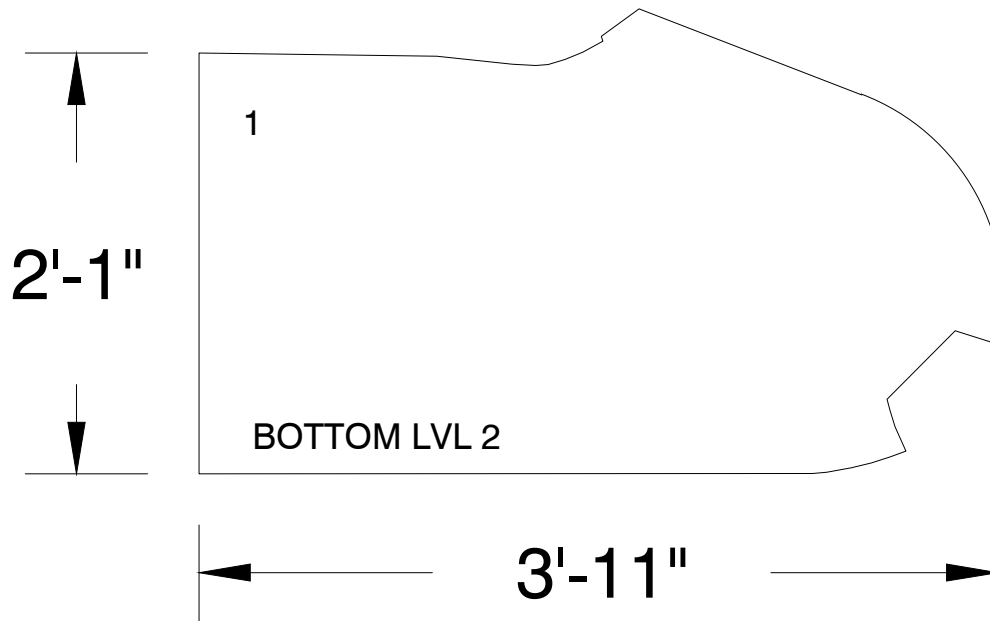
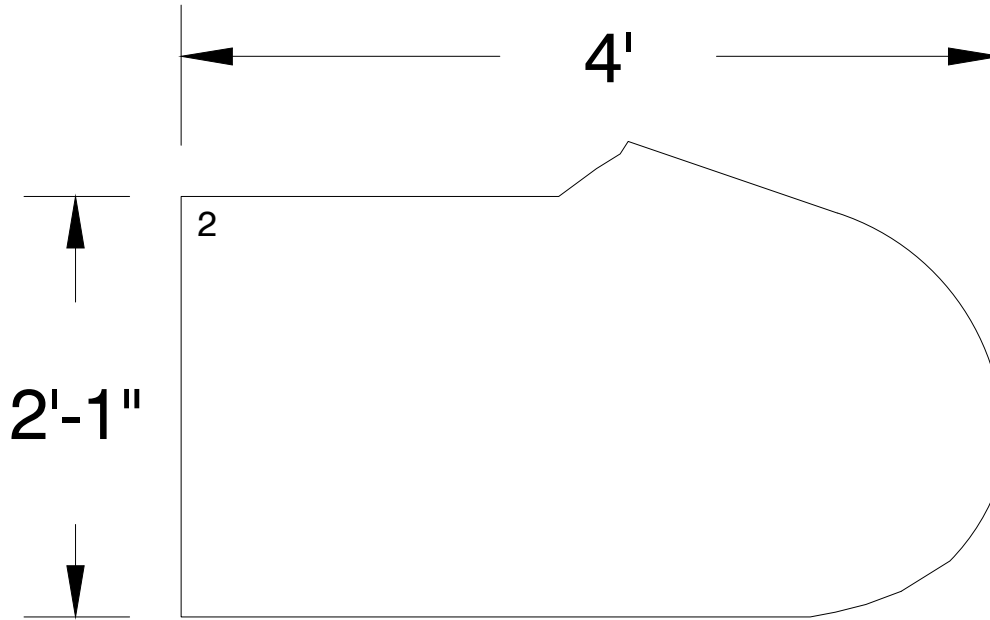
Started By:

Branch:

FREEMAN

EVERY EFFORT HAS BEEN MADE TO ENSURE THE ACCURACY OF ALL INFORMATION CONTAINED ON THIS FLOORPLAN. HOWEVER, NO WARRANTIES, EITHER EXPRESSED OR IMPLIED, ARE MADE WITH RESPECT TO THIS FLOORPLAN. IF THE LOCATION OF BUILDING COLUMNS, UTILITIES OR OTHER ARCHITECTURAL COMPONENTS OF THE FACILITY IS A CONSIDERATION IN THE CONSTRUCTION OR USAGE OF AN EXHIBIT, IT IS THE SOLE RESPONSIBILITY OF THE EXHIBITOR TO PHYSICALLY INSPECT THE FACILITY TO VERIFY ALL DIMENSIONS AND LOCATIONS.
© COPYRIGHT 2007, FREEMAN CO.
ALL RIGHTS RESERVED.

File Name: CCC-Escalators-2 | Tab Name: 8.5x11L2 | File Path: C:\Users\armstiv\Desktop\PLANTOUR Documents\Charlotte CC\Opportunities\Escalator & Stair Details



NOTE: ESCALATOR DIMENSIONS HAVE NOT BEEN VERIFIED BY DRAFTING DEPARTMENT .

REVISION

Date: 12/8/2015

By:

BOOTH COUNT

BLDG. LEGEND:

DRAWING INFO

Passport Line Item Number:

#

Facility:
CHARLOTTE CONVENTION CENTER
ESCALATOR GRAPHIC-TEMPLATE

Hall / Level:

City & State:

Scale: NTS

Job #:

AE:

Prod. AE:

Started:

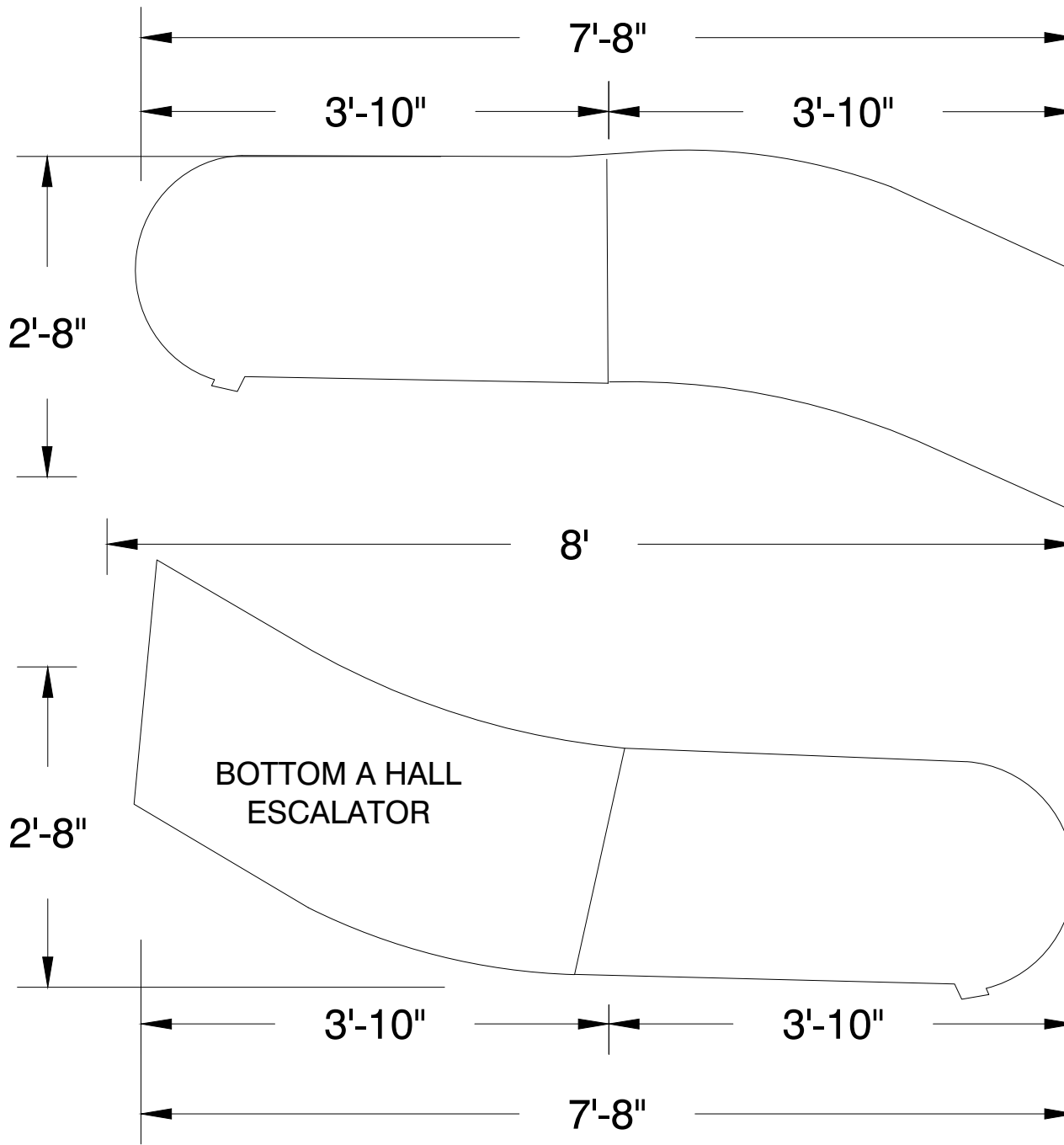
Started By:

Branch:

FREEMAN

EVERY EFFORT HAS BEEN MADE TO ENSURE THE ACCURACY OF ALL INFORMATION CONTAINED ON THIS FLOORPLAN. HOWEVER, NO WARRANTIES, EITHER EXPRESSED OR IMPLIED, ARE MADE WITH RESPECT TO THIS FLOORPLAN. IF THE LOCATION OF BUILDING COLUMNS, UTILITIES OR OTHER ARCHITECTURAL COMPONENTS OF THE FACILITY IS A CONSIDERATION IN THE CONSTRUCTION OR USAGE OF AN EXHIBIT, IT IS THE SOLE RESPONSIBILITY OF THE EXHIBITOR TO PHYSICALLY INSPECT THE FACILITY TO VERIFY ALL DIMENSION AND LOCATIONS.
© COPYRIGHT 2007, FREEMAN CO.
ALL RIGHTS RESERVED.

File Name: CCC-Escalators-2 | Tab Name: 8.5x11L3 | File Path: C:\Users\armst\Documents\PLANTOUR Documents\Charlotte CC\Opportunities\Escalator & Stair Details



REVISION

Date: 12/8/2015

By:

BOOTH COUNT

BLDG. LEGEND:

DRAWING INFO

Passport Line Item Number:

#

Facility:

CHARLOTTE CONVENTION CENTER
ESCALATOR GRAPHIC-TEMPLATE

Hall / Level:

City & State:

Scale: NTS

Job #:

AE:

Prod. AE:

Started:

Started By:

Branch:

FREEMAN

EVERY EFFORT HAS BEEN MADE TO ENSURE THE ACCURACY OF ALL INFORMATION CONTAINED ON THIS FLOORPLAN. HOWEVER, NO WARRANTIES, EITHER EXPRESSED OR IMPLIED, ARE MADE WITH RESPECT TO THIS FLOORPLAN. IF THE LOCATION OF BUILDING COLUMNS, UTILITIES OR OTHER ARCHITECTURAL COMPONENTS OF THE FACILITY IS A CONSIDERATION IN THE CONSTRUCTION OR USAGE OF AN EXHIBIT, IT IS THE SOLE RESPONSIBILITY OF THE EXHIBITOR TO PHYSICALLY INSPECT THE FACILITY TO VERIFY ALL DIMENSION AND LOCATIONS.
© COPYRIGHT 2007, FREEMAN CO.
ALL RIGHTS RESERVED.

File Name: CCC-Escalators-2 | Tab Name: 8.5x11L 4 | File Path: C:\Users\armstev\Desktop\PLANTOUR Documents\Charlotte CC\Opportunities\Escalator & Stair Details

NOTE: ESCALATOR DIMENSIONS HAVE NOT BEEN VERIFIED BY DRAFTING DEPARTMENT .