

**PACC Escalators - 469566**

EVENT NAME - JOB #

**Philadelphia**

EVENT CITY - MOVE IN DATE

LINE ITEM #

WT #

PRE-PRESS	PRINTING
TRIMMING	PROOF/PACKING

**PACC\_HallIB-A\_Section5\_AS1-EG3**

FILE NAME

see below  
QUANTITY

**SS**

SS/DS

**1000%**

PRINT SCALE

**012219DH**  
CREATED

REVISION 1

REVISION 2

REVISION 3

REVISION 4

REVISION 5

REVISION 6

**HONEYCOMB**

**overall size: 578" w X 23.75" h**


**Section A (inside) • Section B (inside) • Section C (inside) • Section D (inside)**

(straight panels of escalators only, does not include curved pieces at top & bottom; note panels start with A#3)



**location: LEVEL 1  
Arch Street Lobby, Section 5 - AS1-EG3**

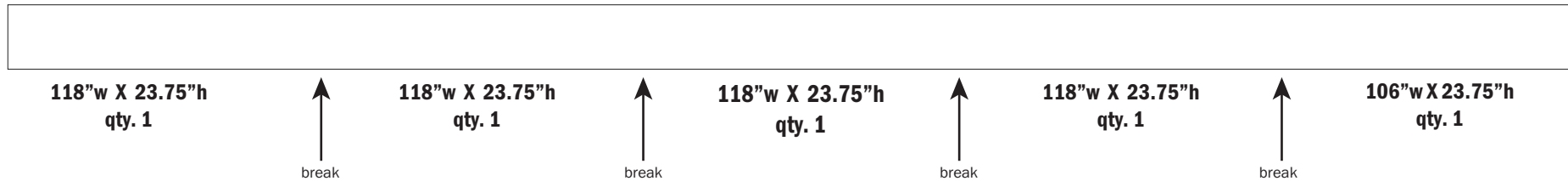
**Section A sample, facing inside (with info, codes, etc.)**



**Section A basic template**

bottom of escalator (#3)

top of escalator (#7)



P:\Avon\BRANCH\Graphics\Shows\2019\FREEMAN

FILE LOCATION

**Cindy McAuliffe**

LAYOUT SPECIALIST

**NEW YORK**

PRODUCTION CITY

**NOTES/SHIP TO:**

placement codes can be put on decals for help with installation at show site

coding starts with #3 as curved pieces will be 1 & 2

**Cory Tang**

ACCOUNT EXECUTIVE

**Pennsylvania C C**

FACILITY

**SEE ABOVE**

PLACEMENT

INSTALL DATE & TIME

DISMANTLE DATE & TIME

This document (print or screen version) is not intended to represent color matching or quality of the final graphics. It is for informational purposes only.

**PACC Escalators - 469566**

EVENT NAME - JOB #

**Philadelphia**

EVENT CITY - MOVE IN DATE

LINE ITEM #

WT #

PRE-PRESS	PRINTING
TRIMMING	PROOF/PACKING

**PACC\_HallB-B\_Section5\_AS1-EG3**

FILE NAME

see below

QUANTITY

**SS**

SS/DS

**1000%**

PRINT SCALE

**012219DH**  
CREATED

REVISION 1

REVISION 2

REVISION 3

REVISION 4

REVISION 5

REVISION 6

**HONEYCOMB**

**overall size: 578" w X 23.75" h**


**Section A (inside) • Section B (inside) • Section C (inside) • Section D (inside)**

(straight panels of escalators only, does not include curved pieces at top & bottom; note panels start with A#3)



**location: LEVEL 1  
Arch Street Lobby, Section 5 – AS1-EG3**

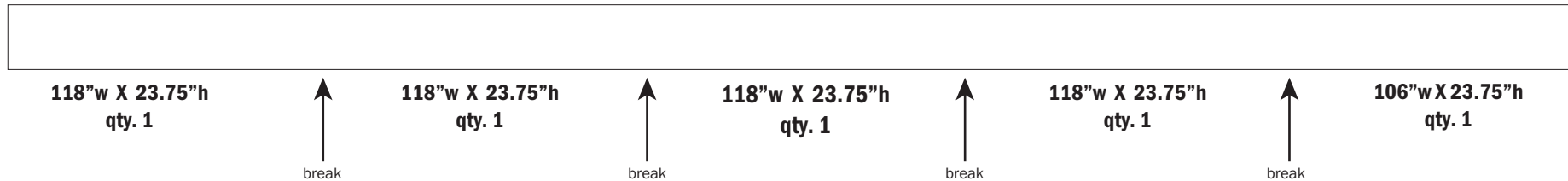
**Section B sample, facing inside (with info, codes, etc.)**



**Section B basic template**

top of escalator (#7)

bottom of escalator (#3)



**P:\Avon\BRANCH\Graphics\Shows\2019\FREEMAN**

FILE LOCATION

**Cindy McAuliffe**

LAYOUT SPECIALIST

**NEW YORK**

PRODUCTION CITY

**NOTES/SHIP TO:**

placement codes can be put on decals for help with installation at show site

coding starts with #3 as curved pieces will be 1 & 2

**Cory Tang**

ACCOUNT EXECUTIVE

**Pennsylvania C C**

FACILITY

**SEE ABOVE**

PLACEMENT

INSTALL DATE & TIME

DISMANTLE DATE & TIME

**PACC Escalators - 469566**

EVENT NAME - JOB #

**Philadelphia**

EVENT CITY - MOVE IN DATE

LINE ITEM #

WT #

PRE-PRESS	PRINTING
TRIMMING	PROOF/PACKING

**PACC\_HallB-C\_Section5\_AS1-EG3**

FILE NAME

see below  
QUANTITY

**SS**

SS/DS

**1000%**

PRINT SCALE

**012219DH**  
CREATED

REVISION 1

REVISION 2

REVISION 3

REVISION 4

REVISION 5


REVISION 6

**HONEYCOMB**

**overall size: 578" w X 23.75" h**


**Section A (inside) • Section B (inside) • Section C (inside) • Section D (inside)**

(straight panels of escalators only, does not include curved pieces at top & bottom; note panels start with A#3)



**location: LEVEL 1  
Arch Street Lobby, Section 5 - AS1-EG3**

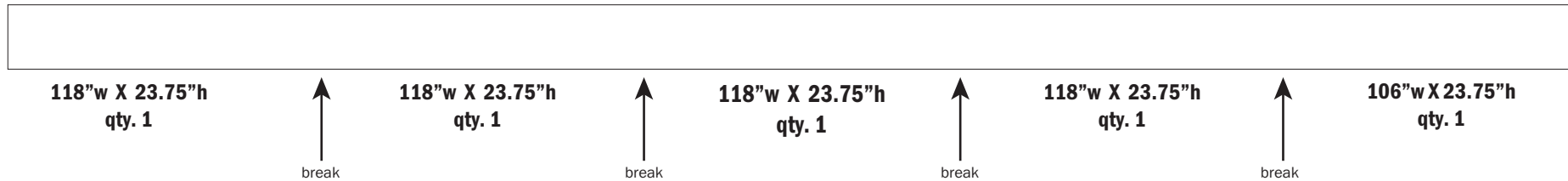
**Section C sample, facing inside (with info, codes, etc.)**



**Section C basic template**

bottom of escalator (#3)

top of escalator (#7)



P:\Avon\BRANCH\Graphics\Shows\2019\FREEMAN

FILE LOCATION

Cindy McAuliffe

LAYOUT SPECIALIST

NEW YORK

PRODUCTION CITY

**NOTES/SHIP TO:**

placement codes can be put on decals for help with installation at show site

coding starts with #3 as curved pieces will be 1 & 2

**Cory Tang**

ACCOUNT EXECUTIVE

**Pennsylvania C C**

FACILITY

**SEE ABOVE**

PLACEMENT

INSTALL DATE & TIME

DISMANTLE DATE & TIME

**PACC Escalators - 469566**

EVENT NAME - JOB #

**Philadelphia**

EVENT CITY - MOVE IN DATE

LINE ITEM #

WT #

PRE-PRESS	PRINTING
TRIMMING	PROOF/PACKING

**PACC\_HallB-D\_Section5\_AS1-EG3**

FILE NAME

see below  
QUANTITY

**SS**

SS/DS

**1000%**

PRINT SCALE

**012219DH**  
CREATED

REVISION 1

REVISION 2

REVISION 3

REVISION 4

REVISION 5


REVISION 6

**HONEYCOMB**

**overall size: 578" w X 23.75" h**


**Section A (inside) • Section B (inside) • Section C (inside) • Section D (inside)**

(straight panels of escalators only, does not include curved pieces at top & bottom; note panels start with A#3)



**location: LEVEL 1  
Arch Street Lobby, Section 5 - AS1-EG3**

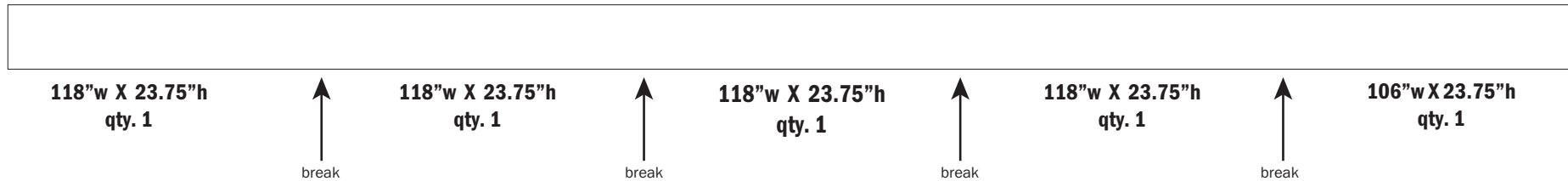
**Section D sample, facing inside (with info, codes, etc.)**



**Section D basic template**

top of escalator (#7)

bottom of escalator (#3)



**P:\Avon\BRANCH\Graphics\Shows\2019\FREEMAN**

FILE LOCATION

**Cindy McAuliffe**

LAYOUT SPECIALIST

**NEW YORK**

PRODUCTION CITY

**NOTES/SHIP TO:**  
placement codes can be put on decals for help with installation at show site  
coding starts with #3 as curved pieces will be 1 & 2

**Cory Tang**

ACCOUNT EXECUTIVE

**Pennsylvania C C**

FACILITY

**SEE ABOVE**

PLACEMENT

INSTALL DATE & TIME

DISMANTLE DATE & TIME