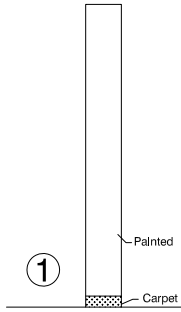
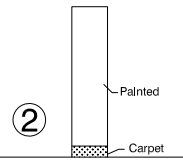


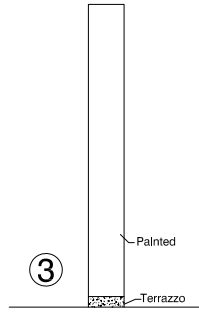
LOBBY COLUMN DETAIL



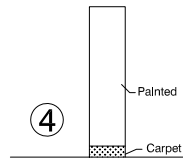
Circumference = 8' 11-3/4"
24' ceiling height



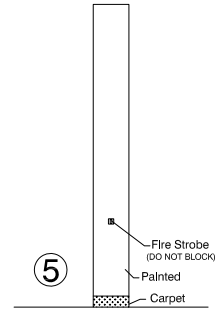
Circumference = 8' 11-3/8"
11'11" ceiling height



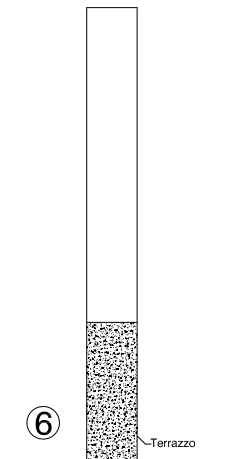
Circumference = 8' 11-3/4"
24' ceiling height



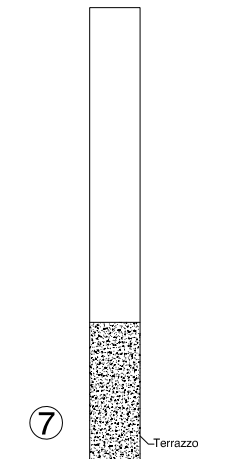
Circumference = 8' 11-3/4"
11'11" ceiling height



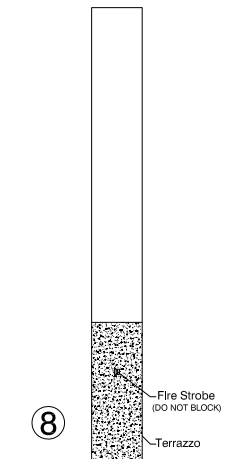
Circumference = 8' 11-5/8"
24' ceiling height



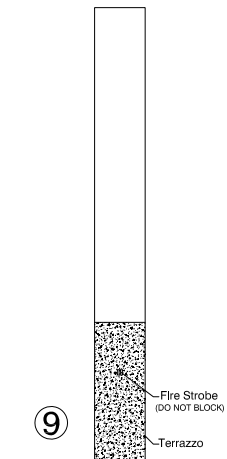
Circumference = 12' 7-3/4"
35' 10-1/2" to bottom of beam



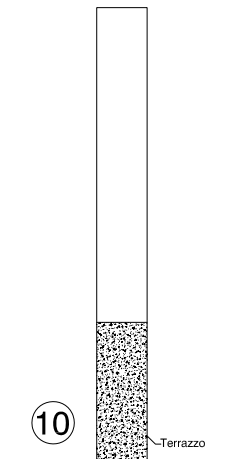
Circumference = 12' 8-1/8"
35' 10-1/2" to bottom of beam



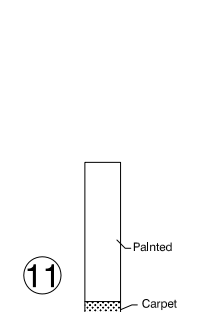
Circumference = 12' 7-5/8"
35' 10-1/2" to bottom of beam



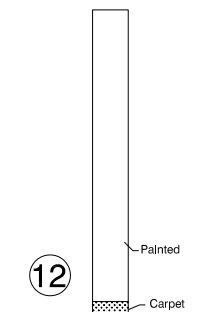
Circumference = 12' 6-7/8"
35' 10-1/2" to bottom of beam



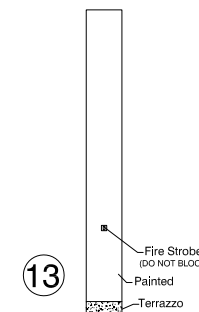
Circumference = 12' 8-3/4"
35' 10-1/2" to bottom of beam



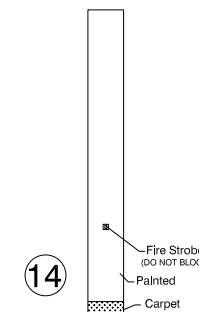
Circumference = 9' 1/4"
11'11" ceiling height



Circumference = 8' 11-5/8"
24' ceiling height



Circumference = 9' 1/4"
24' ceiling height



Circumference = 9' 1/4"
24' ceiling height

DISCLAIMER

EVERY EFFORT HAS BEEN MADE TO ENSURE THE ACCURACY OF ALL INFORMATION CONTAINED ON THIS FLOORPLAN.

HOWEVER, NO WARRANTIES, EITHER EXPRESSED OR IMPLIED, ARE MADE WITH RESPECT TO THIS FLOOR PLAN.

IF THE LOCATION OF BUILDING COLUMNS, UTILITIES OR OTHER ARCHITECTURAL COMPONENTS OF THE FACILITY IS A CONSIDERATION IN THE CONSTRUCTION OR USAGE OF AN EXHIBIT, IT IS THE SOLE RESPONSIBILITY OF THE EXHIBITOR TO PHYSICALLY INSPECT THE FACILITY TO VERIFY ALL DIMENSIONS AND LOCATIONS.