

**BOOTH COUNT**

Inventory as of 12/13/2022

Dimension	Size	Qty	SqFt	Rented	Available
4x8	32	100	3,200	0	100
10x10	100	408	40,800	185	223
10x20	200	193	38,600	187	6
10x30	300	18	5,400	17	1
10x40	400	1	4,000	0	1
20x20	400	75	30,000	70	5
20x30	600	28	16,800	26	2
20x40	800	13	10,400	11	2
30x40	1,200	16	19,200	16	0
40x40	1,600	6	9,600	6	0
40x50	2,000	3	6,000	3	0
40x60	2,400	1	2,400	1	0
40x70	2,800	1	2,800	1	0
50x70	3,500	1	3,500	1	0
<b>Totals:</b>	<b>878</b>	<b>201,700</b>	<b>539</b>	<b>339</b>	

**REVISION**  
Date: 12/13/2022  
By: Julio Pantoja, NCRDC

**BLDG. LEGEND:**

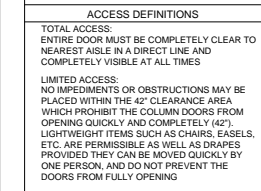
- FHC - FIRE HOSE & EXTINGUISHER CABINET
- FHC - FIRE HOSE CABINET
- FEC - FIRE EXTINGUISHER CABINET
- FHR - FIRE HOSE RACK
- FX - FIRE EXTINGUISHER
- EE - EMERGENCY EXIT
- SC - SECURITY CAMERA
- DF - DRINKING FOUNTAIN

- EXHIBIT HALL - CEILING HEIGHT 40'
- FLOOR LOAD - 400# PER SQ. FT.
- GRAND CONCOURSE LOBBY - CEILING HEIGHT 138'10"
- FLOOR LOAD - 100# PER SQ. FT.
- 2 MANDATORY 20' AISLES MUST RUN E & W THROUGH FOOD PODS (UNLESS APPROVED BY MCCORMICK PLACE)
- ALL DRAPE LINES ARE SUBJECT TO CHANGE PER ON-SIGHT FIRE MARSHAL APPROVAL.

- FLOOR PORTS LEGEND**
- MECHANICAL FLOOR PORTS (EVERY 30' ON CENTER)
    - 4" DRAIN FLUSH W/ FLOOR
    - 1" DOMESTIC WATER @ 60 PSI
    - 1" COMPRESSED AIR 100PSI
    - 1" NATURAL GAS 1 PSI
  - ELECTRICAL FLOOR PORTS (EVERY 15' ON CENTER) TYPE A
    - 120V, SINGLE, 15 AMP
    - 208V, THREE, 30 AMP
    - 480V, THREE, 100 AMP
  - TYPE B
    - 120V, SINGLE, 15 AMP
    - 208V, THREE, 30 AMP
    - 208V, THREE, 60 AMP
  - TYPE C
    - 120V, SINGLE, 15 AMP
    - 208V, THREE, 30 AMP

**INDIVIDUAL COLUMN DETAILS**

- SINGLE COLUMN
  - BASE COVER 7'9" x 7'9" x 9'8-1/2" HIGH
- SPLIT COLUMN
  - BASE COVER 10'2" x 7'9" x 9'8-1/2" HIGH
- FHC MUST HAVE TOTAL ACCESS WATER VALVES MUST HAVE LIMITED ACCESS
- FIRE STROBE SITS ON TOP OF EACH SIDE OF COLUMN BASE (8" HIGH FROM THE FLOOR) ALL DOORS SWING OPEN



**ACCESS DEFINITIONS**

- TOTAL ACCESS: ENTIRE DOOR MUST BE COMPLETELY CLEAR TO NEAREST AISLE IN A DIRECT LINE AND COMPLETELY VISIBLE AT ALL TIMES
- LIMITED ACCESS: NO IMPEDIMENTS OR OBSTRUCTIONS MAY BE PLACED WITHIN THE 42" CLEARANCE AREA WHICH PROHIBIT THE COLUMN DOORS FROM OPENING QUICKLY AND COMPLETELY (42"). LIGHTWEIGHT ITEMS SUCH AS CHAIRS, EASELS, ETC. ARE PERMISSIBLE AS WELL AS DRAPES PROVIDED THEY CAN BE MOVED QUICKLY BY ONE PERSON, AND DO NOT PREVENT THE DOORS FROM FULLY OPENING

**DRAWING INFO**

Passport Line Item Number: **#8243308**  
 Facility: MCCORMICK PLACE  
 Facility Location: SOUTH HALL A  
 City & State: CHICAGO, IL  
 Scale: CUSTOM  
 Project #: 485187  
 Acct. Sales: BRENT LINKIN  
 Acct. Mgmt.: BRENT LINKIN  
 Started: 12/12/2022  
 Started By: ENTER FULL NAME, STUDIO  
 Prod. Branch: CHICAGO

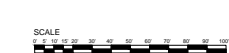

**FREEMAN**

**Disclaimer** - This floor plan is preliminary and subject to change pending review and official approval by all authorities having jurisdiction. Every effort has been made to ensure the accuracy of all information contained on this floor plan. However, no warranties, either expressed or implied, are made with respect to this floor plan. If the location of building columns, utilities or other architectural components of the facility is a consideration in the construction or usage of an exhibit, it is the sole responsibility of the exhibitor to physically inspect the facility to verify all dimension and locations.  
 © Copyright 2022, Freeman Co. All rights reserved.

**Confidential and Proprietary** - the information contained herein is the proprietary information of Freeman and by accessing the information, the recipient agrees to keep the information confidential and not disclose it to any third party without the prior consent of Freeman. Recipient also agrees to only use the information for its internal evaluation purposes and for no other purpose, without the prior consent of Freeman.



**IFT FIRST**  
 07/17/23 - 07/19/23  
 MCCORMICK PLACE - SOUTH HALL A  
 CHICAGO, IL



File Path: C:\Vault\Designs\Projects\Inst of Food Technologists Annual Mtg & Food Expo\IFT2306\Event\Floor Plans\IFT23 MP\SL3.dwg | Tab Name: OVERALL LB243308.FP