

PACC Escalators - 459007

EVENT NAME - JOB #

Philadelphia

EVENT CITY - MOVE IN DATE

LINE ITEM #

WT #

PRE-PRESS	PRINTING
TRIMMING	PROOF/PACKING

PACC_BroadStLvl2_A_Section1_BS1-EG2

FILE NAME

see below
QUANTITY

SS

SS/DS

1000%

PRINT SCALE

HONEYCOMB

overall size: 620.5"w X 24.25"h

Section A (inside) • Section B (inside) • Section C (inside) • Section D (inside)

(straight panels of escalators only, does not include curved pieces at top & bottom; note panels start with A#3)



**location: LEVEL 1
Broad Street Lobby - Section1 - BS1-EG2**

012219DH
CREATED

REVISION 1

REVISION 2


REVISION 3

REVISION 4

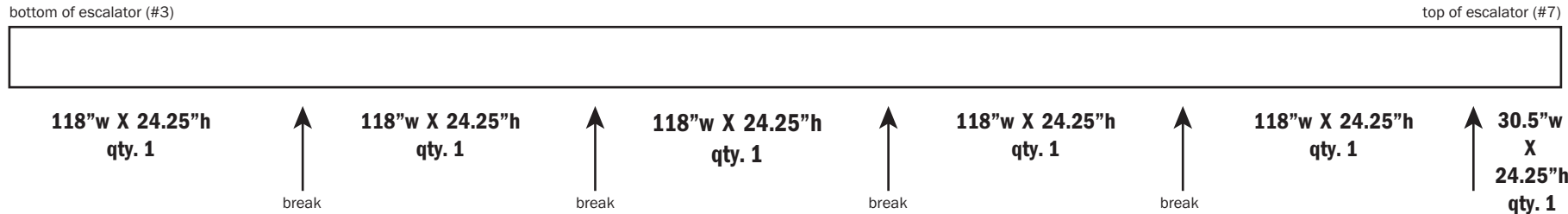
REVISION 5

REVISION 6

Section A sample, facing Inside (with info, codes, etc.)



Section A basic template



P:\Avon\BRANCH\Graphics\Shows\2019\FREEMAN

FILE LOCATION

Cindy McAuliffe

LAYOUT SPECIALIST

NEW YORK

PRODUCTION CITY

NOTES/SHIP TO:
placement codes can be put on decals for help with installation at show site
coding starts with #3 as curved pieces will be 1 & 2

Cory Tang

ACCOUNT EXECUTIVE

Pennsylvania C C

FACILITY

SEE ABOVE

PLACEMENT

INSTALL DATE & TIME

DISMANTLE DATE & TIME

PACC Escalators - 459007

EVENT NAME - JOB #

Philadelphia

EVENT CITY - MOVE IN DATE

LINE ITEM #

WT #

PACC_BroadStLvl2_B_Section1_BS1-EG2

FILE NAME

see below

QUANTITY

SS

SS/DS

1000%

PRINT SCALE

PRE-PRESS	PRINTING
TRIMMING	PROOF/PACKING

012219DH
CREATED

REVISION 1

REVISION 2

REVISION 3

REVISION 4

REVISION 5

REVISION 6

HONEYCOMB

overall size: 620.5"w X 24.25"h


Section A (inside) • Section B (inside) • Section C (inside) • Section D (inside)

(straight panels of escalators only, does not include curved pieces at top & bottom; note panels start with A#3)

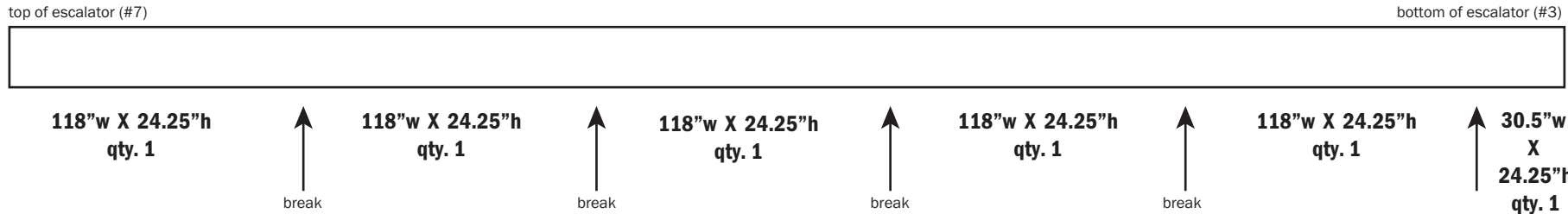


**location: LEVEL 1
Broad Street Lobby - Section1 - BS1-EG2**

Section B sample, facing Inside (with info, codes, etc.)



Section B basic template



P:\Avon\BRANCH\Graphics\Shows\2019\FREEMAN

FILE LOCATION

Cindy McAuliffe

LAYOUT SPECIALIST

NEW YORK

PRODUCTION CITY

NOTES/SHIP TO:

placement codes can be put on decals for help with installation at show site

coding starts with #3 as curved pieces will be 1 & 2

Cory Tang

ACCOUNT EXECUTIVE

Pennsylvania C C

FACILITY

SEE ABOVE

PLACEMENT

INSTALL DATE & TIME

DISMANTLE DATE & TIME

PACC Escalators - 459007

EVENT NAME - JOB #

Philadelphia

EVENT CITY - MOVE IN DATE

LINE ITEM #

WT #

PACC_BroadStLvl2_C_Section1_BS1-EG2

FILE NAME

see below
QUANTITY

SS

SS/DS

1000%

PRINT SCALE

PRE-PRESS	PRINTING
TRIMMING	PROOF/PACKING

012219DH
CREATED

REVISION 1

REVISION 2

REVISION 3

REVISION 4

REVISION 5

REVISION 6

HONEYCOMB

overall size: 620.5"w X 24.25"h


Section A (inside) • Section B (inside) • Section C (inside) • Section D (inside)

(straight panels of escalators only, does not include curved pieces at top & bottom; note panels start with A#3)



**location: LEVEL 1
Broad Street Lobby - Section1 - BS1-EG2**


Section C sample, facing Inside (with info, codes, etc.)



Section C basic template

bottom of escalator (#3)

top of escalator (#7)



118"w X 24.25"h
qty. 1



118"w X 24.25"h
qty. 1



118"w X 24.25"h
qty. 1



118"w X 24.25"h
qty. 1



118"w X 24.25"h
qty. 1

30.5"w X 24.25"h
qty. 1

P:\Avon\BRANCH\Graphics\Shows\2019\FREEMAN

FILE LOCATION

Cindy McAuliffe

LAYOUT SPECIALIST

NEW YORK

PRODUCTION CITY

NOTES/SHIP TO:

placement codes can be put on decals for help with installation at show site

coding starts with #3 as curved pieces will be 1 & 2

Cory Tang

ACCOUNT EXECUTIVE

Pennsylvania C C

FACILITY

SEE ABOVE

PLACEMENT

INSTALL DATE & TIME

DISMANTLE DATE & TIME

PACC Escalators - 459007

EVENT NAME - JOB #

Philadelphia

EVENT CITY - MOVE IN DATE

LINE ITEM #

WT #

PACC_BroadStLvl2_D_Section1_BS1-EG2

FILE NAME

see below

QUANTITY

SS

SS/DS

1000%

PRINT SCALE

PRE-PRESS	PRINTING
TRIMMING	PROOF/PACKING

012219DH
CREATED

REVISION 1

REVISION 2

REVISION 3

REVISION 4

REVISION 5

REVISION 6

HONEYCOMB

overall size: 620.5"w X 24.25"h


Section A (inside) • Section B (inside) • Section C (inside) • Section D (inside)

(straight panels of escalators only, does not include curved pieces at top & bottom; note panels start with A#3)

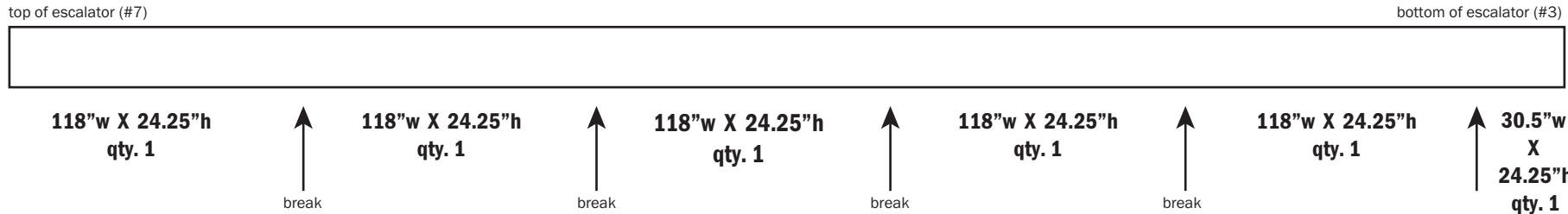


**location: LEVEL 1
Broad Street Lobby - Section1 - BS1-EG2**

Section D sample, facing Inside (with info, codes, etc.)



Section D basic template



P:\Avon\BRANCH\Graphics\Shows\2019\FREEMAN

FILE LOCATION

Cindy McAuliffe

LAYOUT SPECIALIST

NEW YORK

PRODUCTION CITY

NOTES/SHIP TO:

placement codes can be put on decals for help with installation at show site

coding starts with #3 as curved pieces will be 1 & 2

Cory Tang

ACCOUNT EXECUTIVE

Pennsylvania C C

FACILITY

SEE ABOVE

PLACEMENT

INSTALL DATE & TIME

DISMANTLE DATE & TIME