

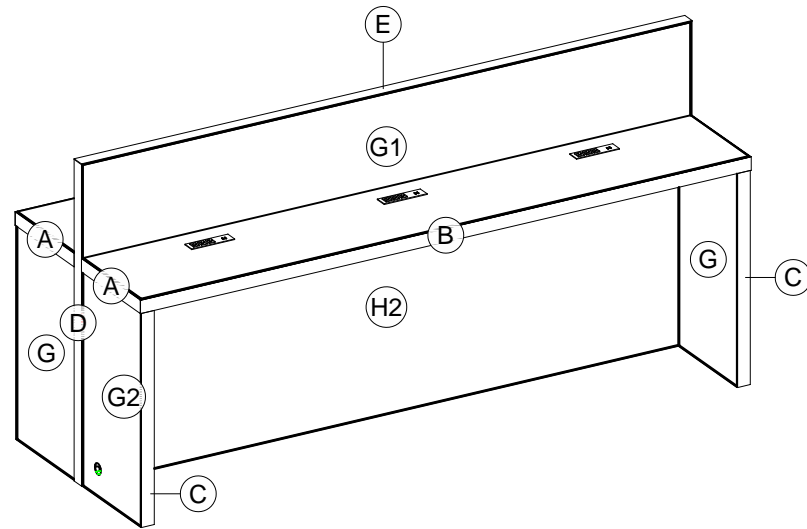


VIEW - 1

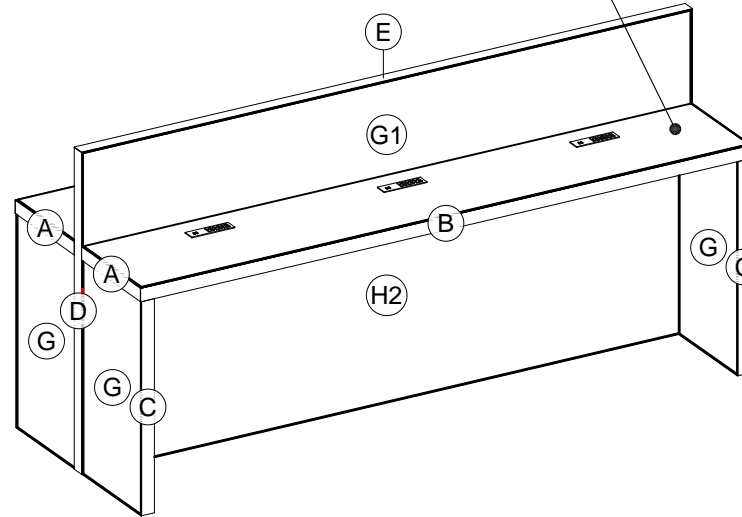


VIEW - 2

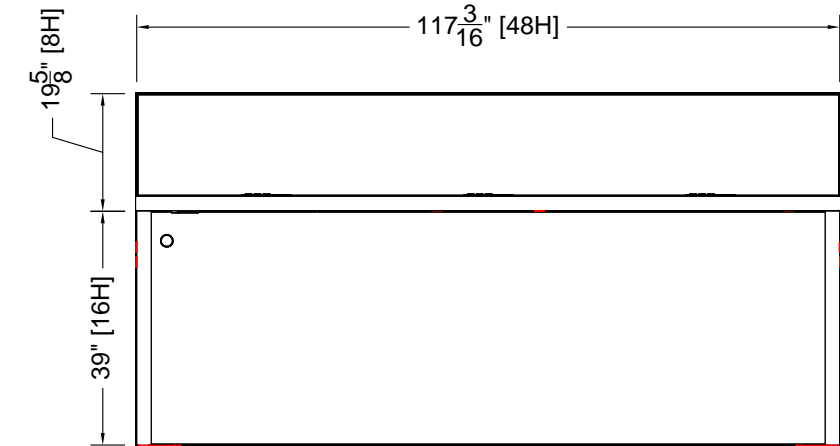
COUNTERTOP IS 3 LAYERS.
 LOWEST LAYER IS INSERT 1/2" PLYWOOD.
 (F1) SECOND LAYER IS INSERT 2mm PVC.
 (F2) TOP LAYER IS OVERLAY 3mm PVC.



3D VIEW - FRONT

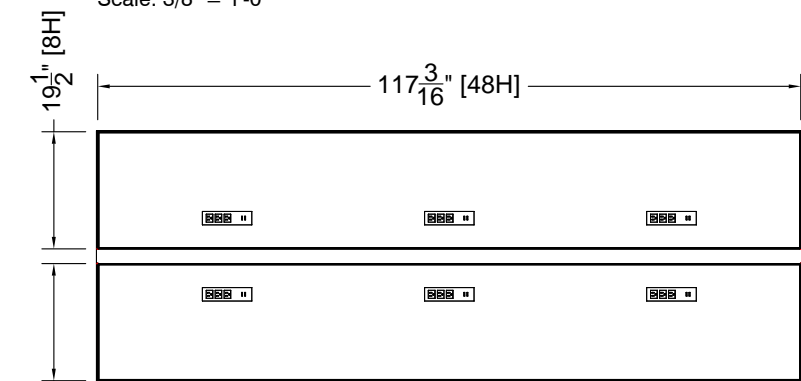


3D VIEW - REAR



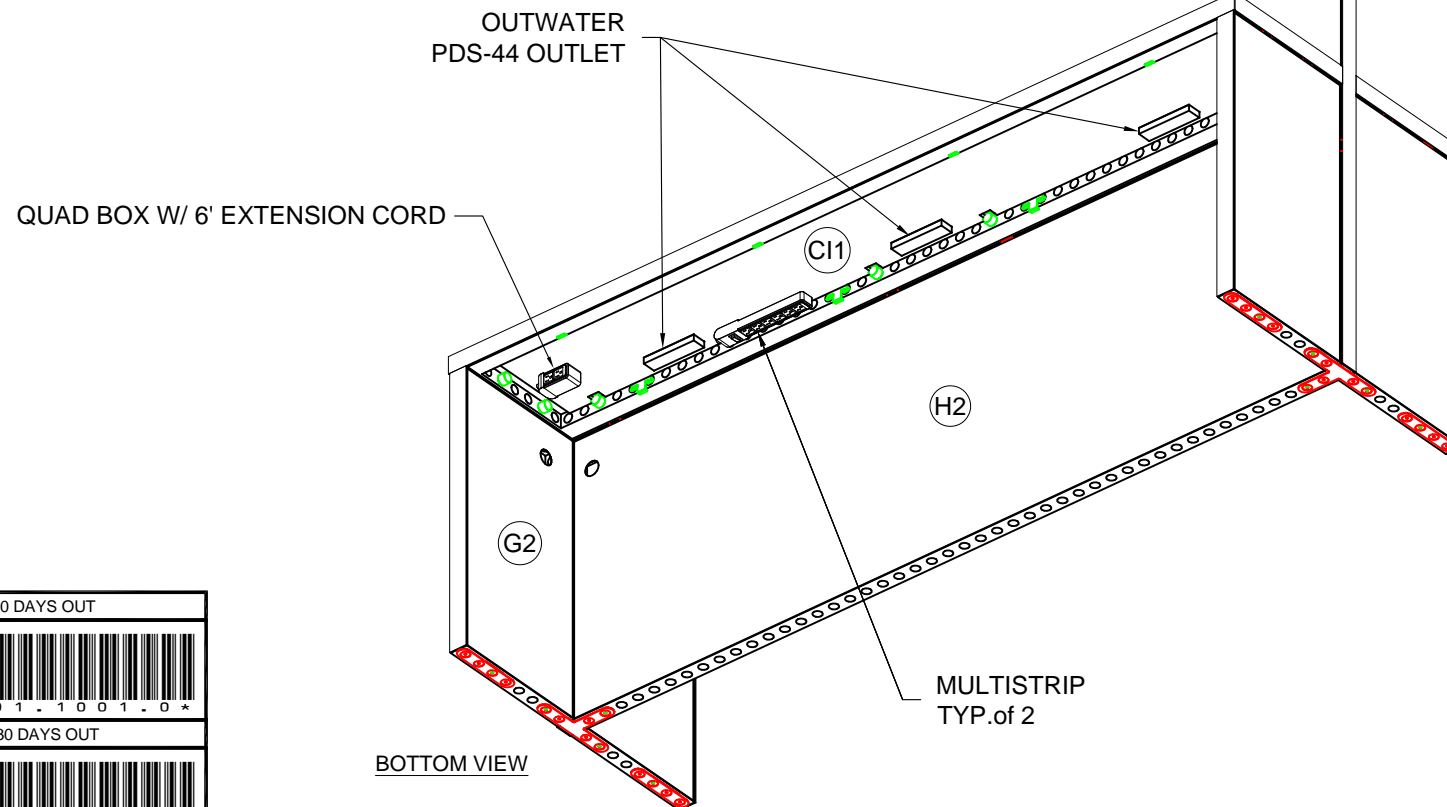
FRONT ELEVATION

Scale: 3/8" = 1'-0"

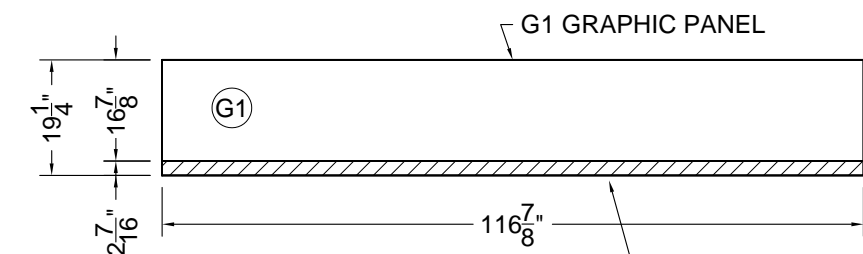


PLAN VIEW

Scale: 3/8" = 1'-0"



BOTTOM VIEW



G1 GRAPHIC PANEL - FRONT ELEVATION

Scale: 3/8" = 1'-0"

BLOCKED BY COUNTERTOP

LESS THAN 30 DAYS OUT

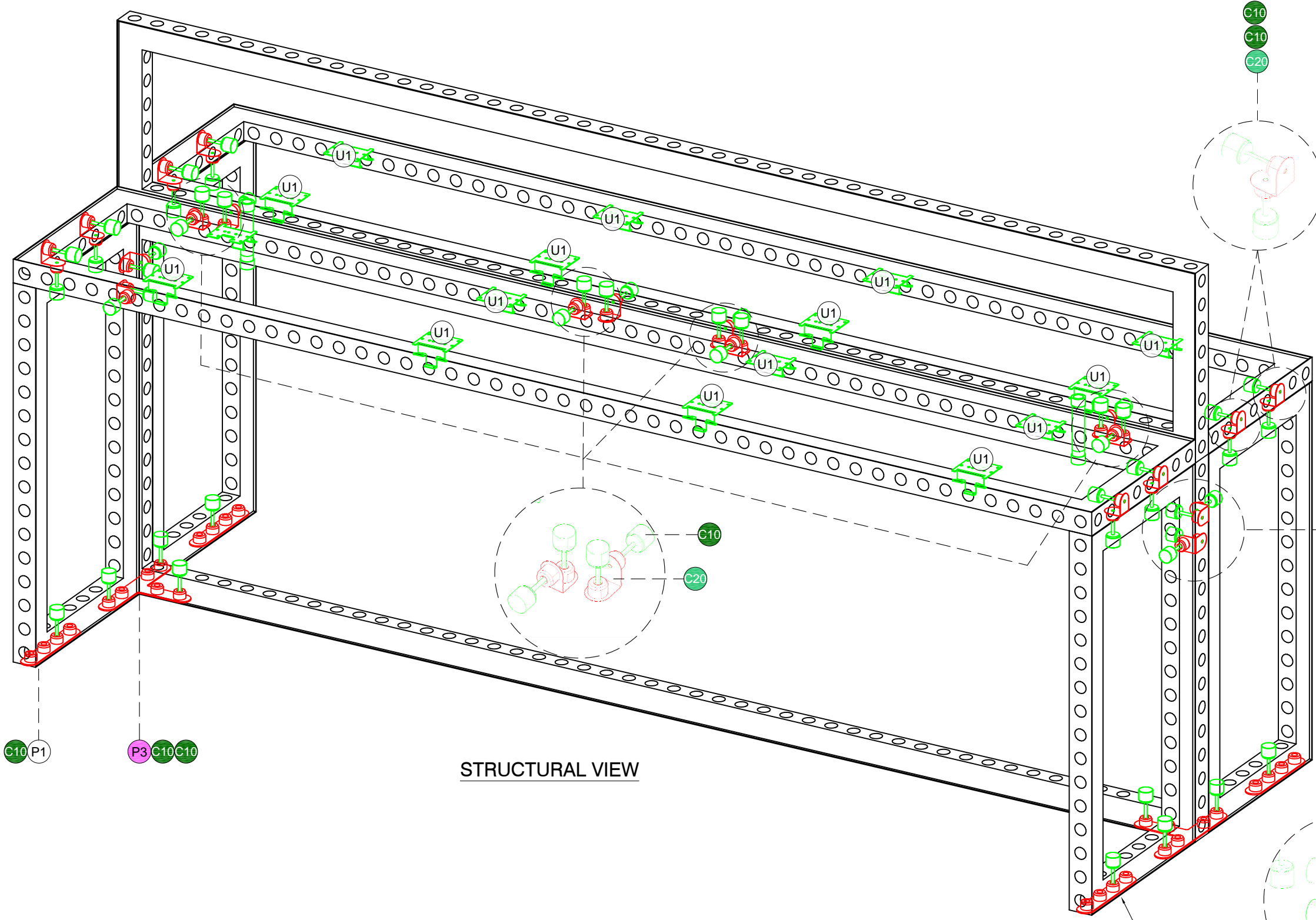

* 0 0 0 0 0 0 0 0 0 1 . 1 0 0 1 . 0 *

MORE THAN 30 DAYS OUT

* 0 0 0 0 0 0 0 0 0 1 . 1 0 0 1 . 1 *

Charging Bank

I.D.	Qty	Type	Size	Area (SqFt)	Part Number	Description	Material	Color	Notes
	3	FLEX Frame-Straight	19-1/2" x 117-3/16"		60400029	Straight Frame 08 Hole x 48 Hole	Aluminum	Silver	SF08480001
	4	FLEX Frame-Straight	19-1/2" x 39-1/16"		60400025	Straight Frame 08 Hole x 16 Hole	Aluminum	Silver	SF08160001
	1	FLEX Frame-Straight	39-1/16" x 117-3/16"		60400044	Straight Frame 16 Hole x 48 Hole	Aluminum	Silver	SF16480001
C20	20	FLEX Acc-Pin Plate	Standard		60440055	Stainless steel 90° connector base	Steel	Stainless	CO901280222INOX
P1	4	FLEX Acc-Pin Plate	Standard		60440061	4 Pin 180	Steel	Chrome	CO901280342C
P3	2	FLEX Acc-Pin Plate	Standard		60440068	6 Pin T	Steel	Chrome	CO901280364C
CI1	1	FLEX Part	109-3/16" x 14-1/8"			Plywood Mount	1/2" Plywood	Raw	
CI2	1	FLEX Part	109-3/16" x 14-1/8"			Plywood Mount	1/2" Plywood	Raw	
U1	16	FLEX Part	Standard		60410031	Galvanized steel universal support	Steel	Galvanized	AC9013703b62GALVA
C1	2	FLEX Part-Connector	Standard		60440043	Manual Clamp Connector	Aluminum	Silver	
C10	50	FLEX Part-Connector	Standard		60440047	Manual M8 Pin Connector	Aluminum	Silver	CO90120480066MKII
F1	2	Flex Insert	19-1/4" x 116-7/8"		60160036	Flex Insert [8x48 Hole]	PVC 2MM	White	Ctop Layer 1
F2	2	Flex Insert	19-1/4" x 116-7/8"		60160036	Flex Insert [8x48 Hole]	PVC 3MM	White	Ctop Layer 2
G	6	Flex Insert	19-1/4" x 38-3/4"		60160031	Flex Insert [8x16 Hole]	PVC 3MM	White	w/ Female Velcro
G2	2	Flex Insert	19-1/4" x 38-3/4"		60160031	Flex Insert [8x16 Hole]	PVC 3MM	White	w/ Female Velcro
H2	2	Flex Insert	116-7/8" x 38-3/4"		60160052	Flex Insert [48x16 Hole]	PVC 3MM	White	w/ Female Velcro
A	4	Overlay Panel	19-9/16" x 2-7/16"	0.3		Overlay Panel	PVC 3MM	White	
B	2	Overlay Panel	117-9/16" x 2-7/16"	2.0		Overlay Panel	PVC 3MM	White	
C	4	Overlay Panel	2-7/16" x 39-1/16"	0.7		Overlay Panel	PVC 3MM	White	
D	2	Overlay Panel	2-7/16" x 58-5/8"	1.0		Overlay Panel	PVC 3MM	White	
E	1	Overlay Panel	2-7/16" x 117-9/16"	2.0		Custom Overlay Panel	PVC 3MM	White	
	6	UD Part	8-1/4" x 1-3/4" x 2-1/16"			Outwater PDC-BY-320-BK	Standard	White	
	2	UD Part	Standard			Multistrip	Standard	White	
	1	UD Part	Standard			Quad Box w/ Extension	Plastic	Black	
G1	2	Flex Graphic Insert	116-7/8" x 19-1/4"	15.6		Flex Insert - Graphic [48x8 Hole]	PVC 3MM	Graphic	w/ Female Velcro




STRUCTURAL VIEW

**NOTE: P1 PIN PLATES USED TO PREVENT ROCKING



ELECTRICAL ROUTING



REPEAT MULTISTRIP & (3x) OUTLETS ON OTHER SIDE

****NOTE: USE CORD CLIPS AS NEEDED**
[LINK](#)

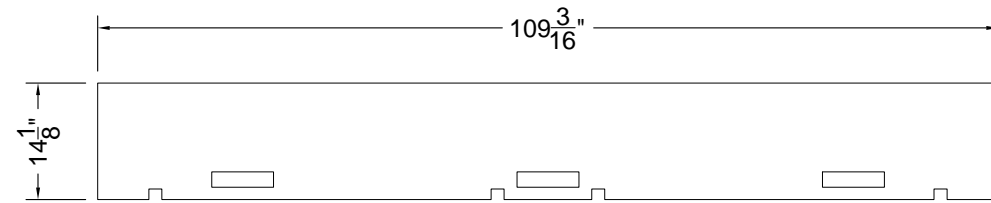


ORDERED BY:

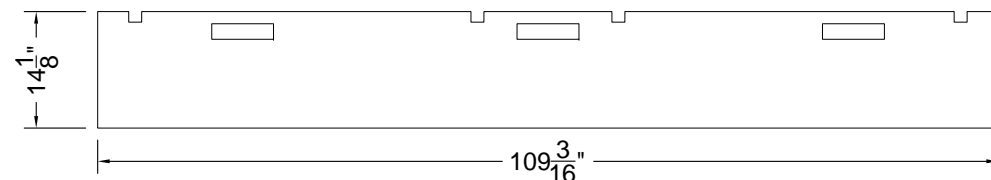
ORDER DATE:

DUE DATE:

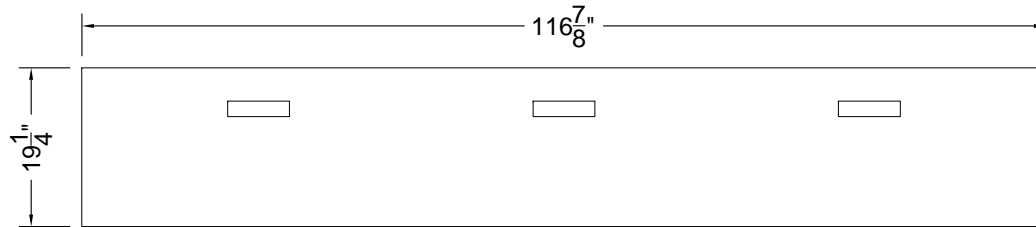
6



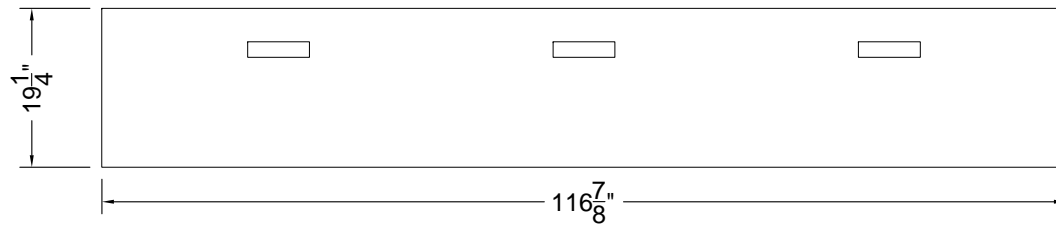
NAME: COUNTER INSERT (CI2)
 MATERIAL: 1/2" Plywood - Raw
 NOTES:
 QTY: 1



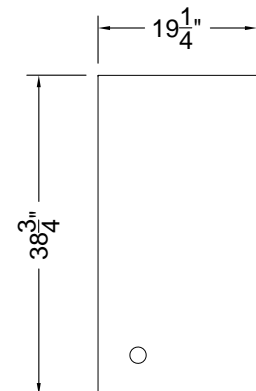
NAME: COUNTER INSERT (CI1)
 MATERIAL: 1/2" Plywood - Raw
 NOTES:
 QTY: 1



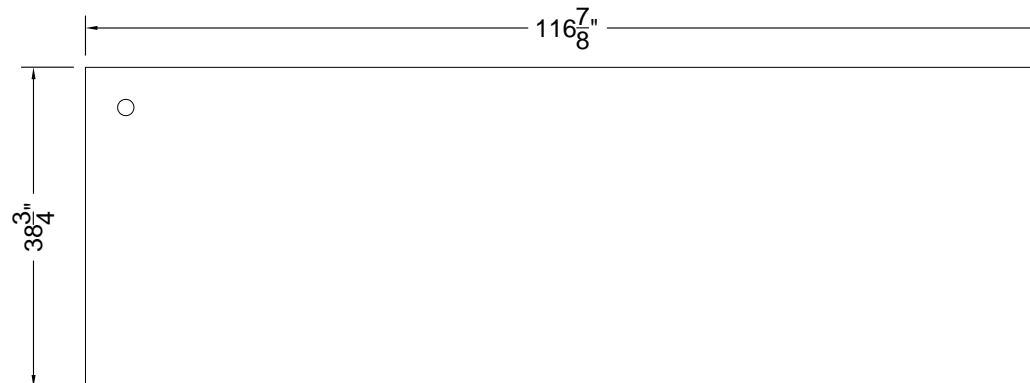
NAME: COUNTERTOP LOWER LAYER
 MATERIAL: PVC 2mm
 NOTES: F1
 QTY: 2



NAME: COUNTERTOP UPPER LAYER
 MATERIAL: PVC 3mm
 NOTES: F2
 QTY: 2



NAME: G2 PANEL FOR ELECTRICAL
 MATERIAL: PVC 3mm
 NOTES: G2
 QTY: 2



NAME: H2 PANEL FOR ELECTRICAL
 MATERIAL: PVC 3mm
 NOTES: H2
 QTY: 2