

SAN ANTONIO  
CONVENTION CENTER  
SECTION L1A



SAN ANTONIO  
CONVENTION CENTER  
SECTION L1A



500.53"

20'

52"

60"

123<sup>21</sup>/<sub>32</sub>"

108<sup>1</sup>/<sub>8</sub>"

108"

108"

166<sup>25</sup>/<sub>32</sub>"

143<sup>1</sup>/<sub>2</sub>"

251<sup>5</sup>/<sub>8</sub>"

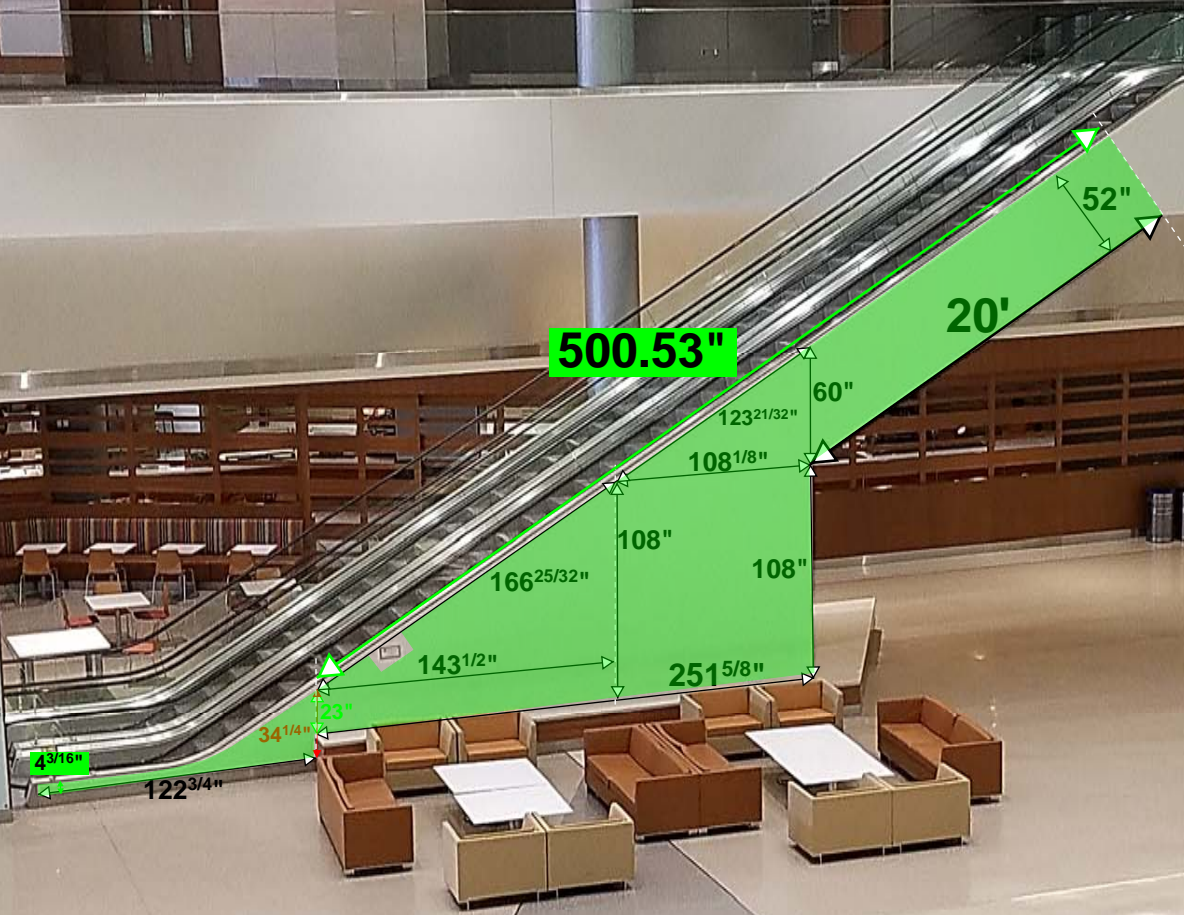
23"

34<sup>1</sup>/<sub>4</sub>"

4<sup>3</sup>/<sub>16</sub>"

122<sup>3</sup>/<sub>4</sub>"


SAN ANTONIO  
CONVENTION CENTER  
SECTION L1A



**NOTE:**  
THE GREEN SHADED  
AREA IS SAFE FOR  
DESIGN

SAN ANTONIO  
CONVENTION CENTER  
SECTION L1A

2210



**GRAPHIC  
DIMENSIONS:**  
A= 28'L x 52"W  
B,C,D= 251<sup>5</sup>/<sub>8</sub>"L x 36"W  
E= 122<sup>3</sup>/<sub>4</sub>"L x 34<sup>1</sup>/<sub>4</sub>"W

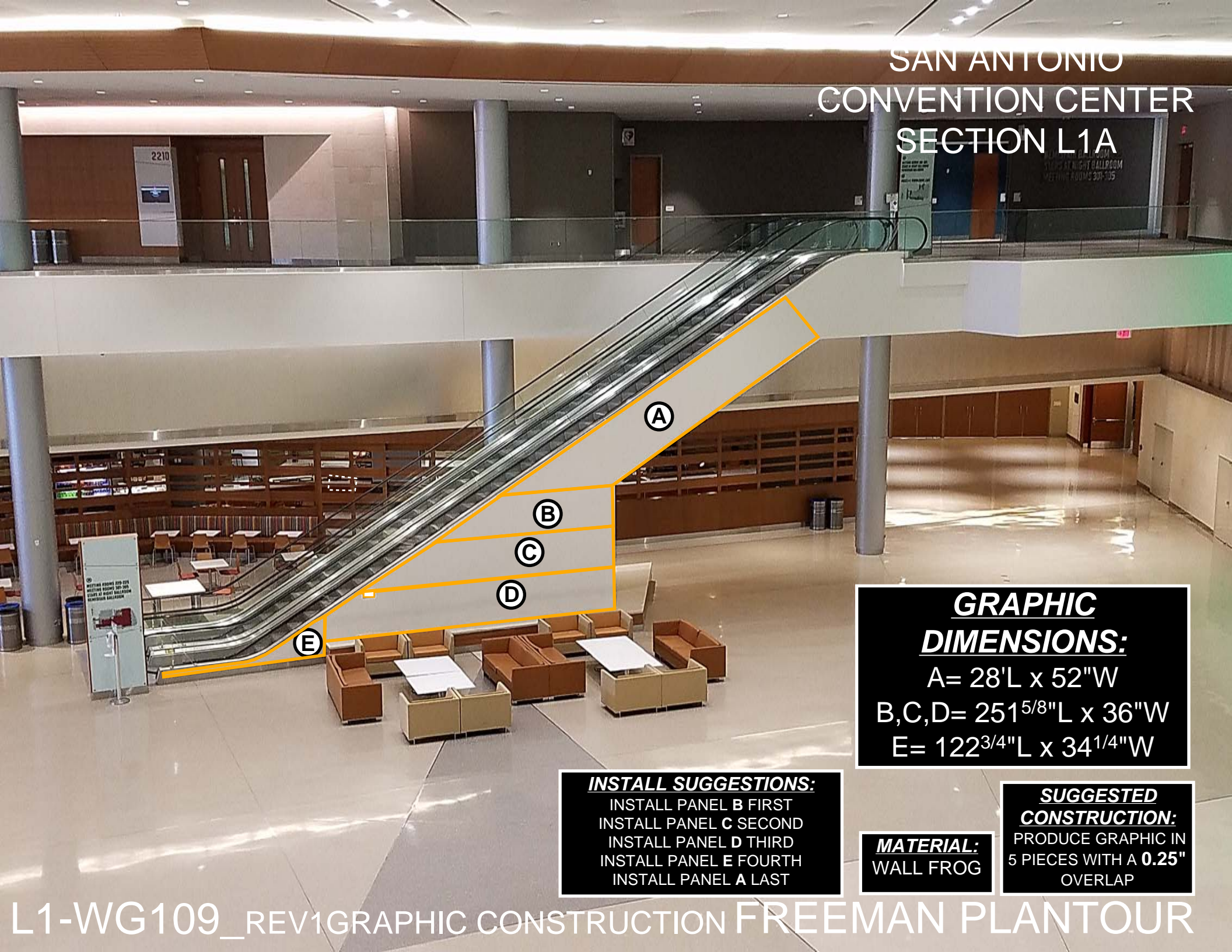
**INSTALL SUGGESTIONS:**  
INSTALL PANEL B FIRST  
INSTALL PANEL C SECOND  
INSTALL PANEL D THIRD  
INSTALL PANEL E FOURTH  
INSTALL PANEL A LAST

**NOTE:**  
DOTTED LINE  
REPRESENTS WHERE  
EACH GRAPHIC PANEL  
WILL BE TRIMMED  
DURING INSTALL

**MATERIAL:**  
WALL FROG

**SUGGESTED  
CONSTRUCTION:**  
PRODUCE GRAPHIC IN  
5 PIECES WITH A 0.25"  
OVERLAP

SAN ANTONIO  
CONVENTION CENTER  
SECTION L1A



**GRAPHIC  
DIMENSIONS:**  
A= 28'L x 52"W  
B,C,D= 251<sup>5</sup>/<sub>8</sub>"L x 36"W  
E= 122<sup>3</sup>/<sub>4</sub>"L x 34<sup>1</sup>/<sub>4</sub>"W

**INSTALL SUGGESTIONS:**  
INSTALL PANEL B FIRST  
INSTALL PANEL C SECOND  
INSTALL PANEL D THIRD  
INSTALL PANEL E FOURTH  
INSTALL PANEL A LAST

**MATERIAL:**  
WALL FROG

**SUGGESTED  
CONSTRUCTION:**  
PRODUCE GRAPHIC IN  
5 PIECES WITH A 0.25"  
OVERLAP