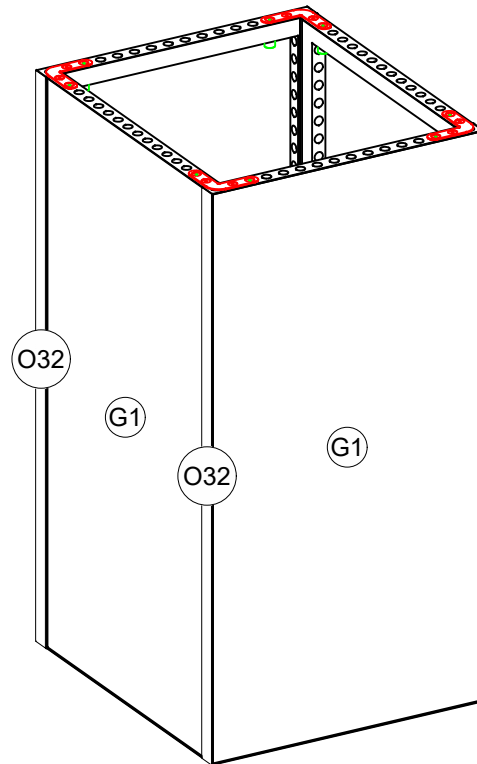
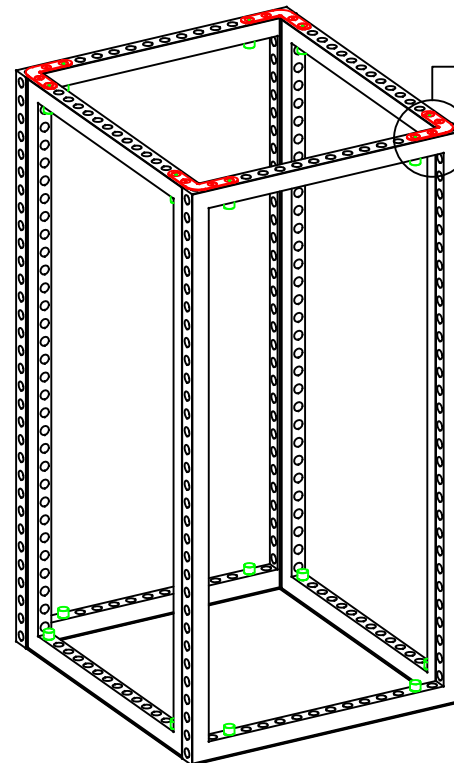



FRONT VIEW




BACK VIEW

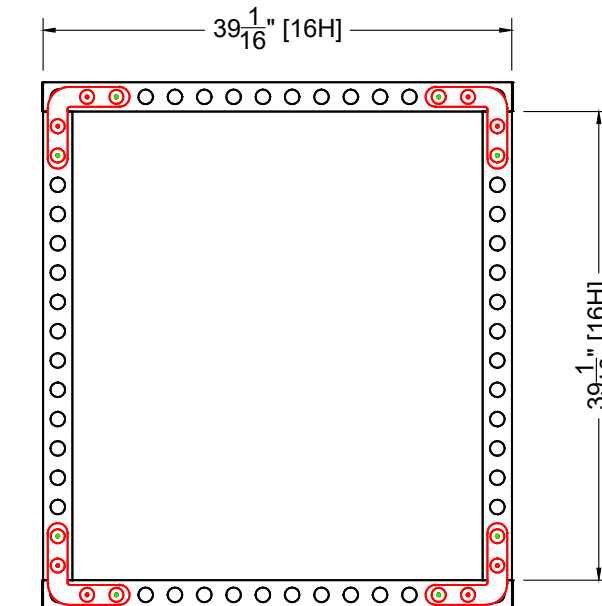


STRUCTURE VIEW

P2 C10 C10
TYP @
CORNERS



FRONT ELEVATION
Scale: 3/4" = 1'-0"



PLAN VIEW
Scale: 3/4" = 1'-0"

LESS THAN 30 DAYS OUT
0050864101.106.0
MORE THAN 30 DAYS OUT
0050864101.106.1

Pull List

I.D.	Qty	Type	Size	Area (SqFt)	Part Number	Description	Material	Color	Notes	Low Inv.
	4	FLEX Frame-Straight	39-1/16" x 78-1/8"		60400042	Straight Frame 16 Hole x 32 Hole	Aluminum	Silver	SF16320001	
P2	8	FLEX Acc-Pin Plate	Standard		60440059	4 Pin 90	Steel	Chrome	CO901280341C	
C10	16	FLEX Part-Connector	Standard		60440047	Manual M8 Pin Connector	Aluminum	Silver	CO90120480066MKII	
O32	4	Overlay Panel	2-7/16" x 78-1/8"	1.3		Cover Profile 32 Hole	PVC 3MM	White		
G1	4	Flex Graphic Insert	38-3/4" x 77-13/16"	20.9		Flex Insert - Graphic [992X1984MM]	Graphic	Graphic	w/ Female Velcro	