

Below are some samples, as well as the detail. Graphic panels will be panel G1 on the detail, along with (2) O39 for the overlay panels to hide the sides. For the sanitizer units, actual size is 6" w X 12" h, but I would say 7" w x 14" to be safe.



O1 1  
(10) SS 2.4375" x 95.1875"  
PVC 3MM

G1  
(20) SS 19.25" x 94.9375"  
PVC 3MM  
FEMALE VELCRO

O1 2  
(10) SS 2.4375" x 95.1875"  
PVC 3MM

(x10) units  
front & back get graphics




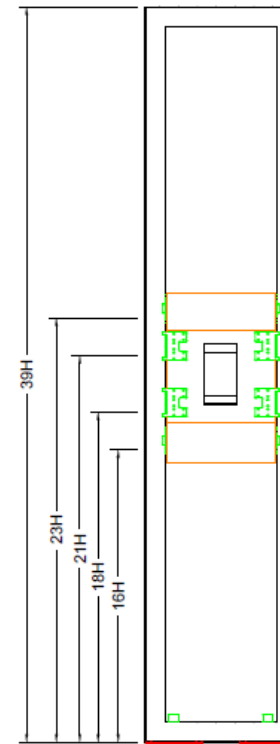
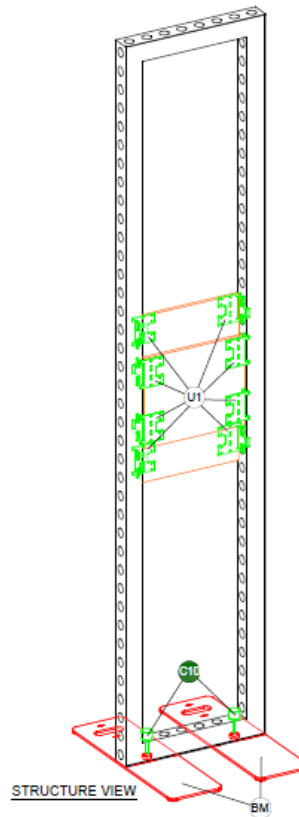
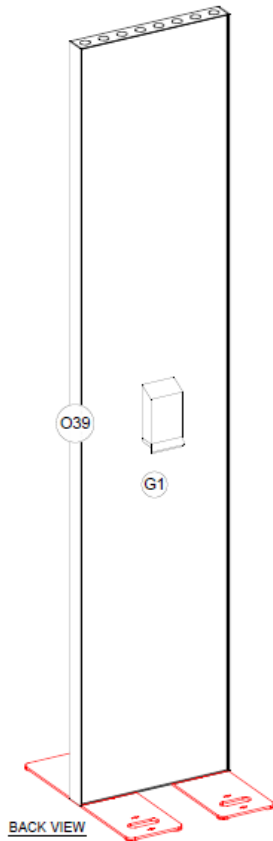
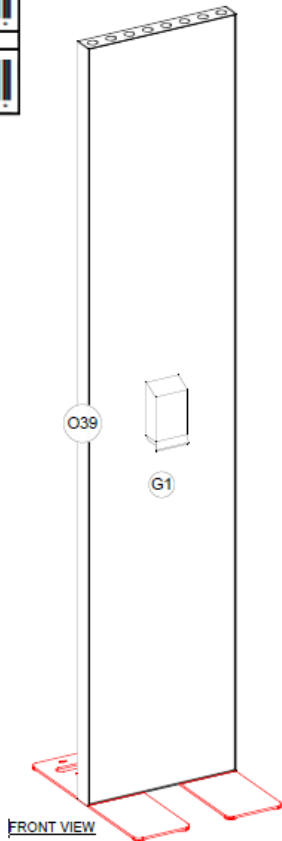
G11  
(10) SS 19.25" x 94.9375"  
PVC 3MM  
FEMALE VELCRO



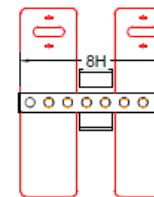
G12  
(10) SS 19.25" x 94.9375"  
PVC 3MM  
FEMALE VELCRO

(x10) units  
front & back get graphics:  
(10) of G1 1 front  
(10) of G1 2 front





FRONT ELEVATION  
Scale: 3/4" = 1'-0"



PLAN VIEW  
Scale: 3/4" = 1'-0"

Pull List

I.D.	Qty	Type	Size	Area (SqFt)	Part Number	Description	Material	Color	Notes	Low Inv.
	1	FLEX Frame-Straight	19-1/2" x 95-3/16"		60400028	Straight Frame 08 Hole x 39 Hole	Aluminum	Silver	SF08390001	
BM	2	FLEX Acc-Base Plate	7-5/16" x 24-7/16" x 0-7/16"		60440082	Base plate medium	Steel	Silver		
U1	8	FLEX Part	Standard		60410031	Galvanized steel universal support	Steel	Galvanized	AC9013703b62GALVA	
	1	FLEX Part	13-15/16" x 12"			Plywood Mount [8 Hole x 12"]	1/2" Plywood	Raw		
	1	FLEX Part	13-15/16" x 22"			Plywood Mount [8 Hole x 22"]	1/2" Plywood	Raw		
C10	2	FLEX Part-Connector	Standard		60440047	Manual M8 pin connector	Aluminum	Silver	CO90120480066MKII	
O39	2	Overlay Panel	2-7/16" x 95-3/16"	1.6		Cover Profile 39 Hole	PVC 3MM	White		
	2	UD Part	~			Hand Sanitizer	TBD	TBD		
G1	2	Flex Graphic Insert	19-1/4" x 94-15/16"	12.7		Flex Insert - Graphic [8x39 Hole]	PVC	Graphic	w/ Female Velcro	