

Event Meeting Pod Brand Graphics and Activation

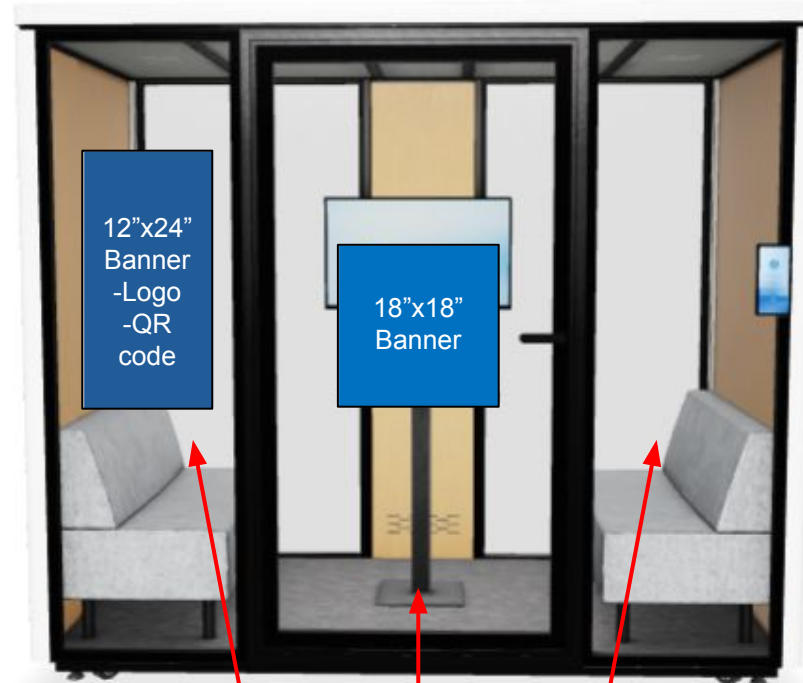
Variety of brand activation options available to communicate your desired message

Side View



Left and Right-Side Walls
51" x 69.75"

Front View



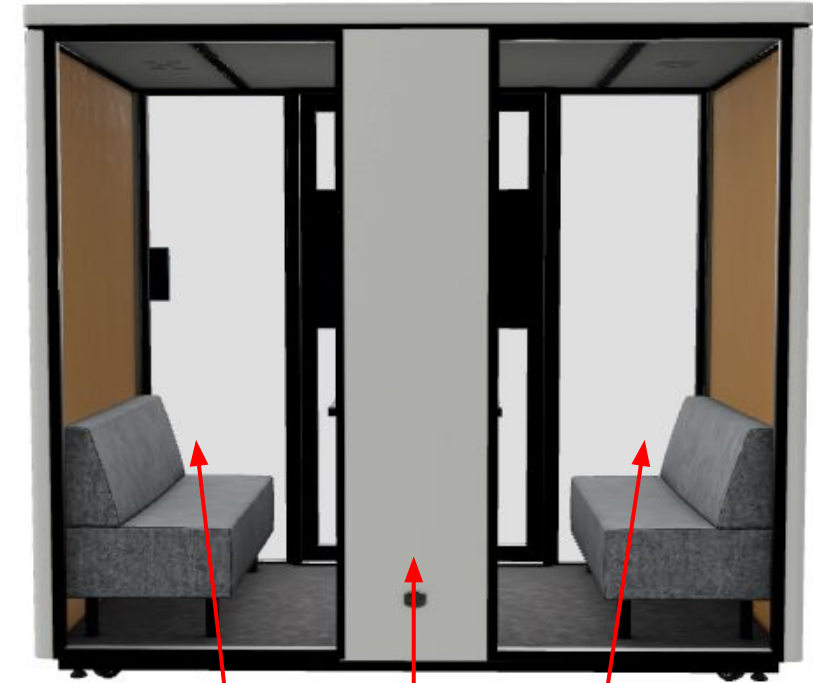
12"x24"
Banner
-Logo
-QR
code

18"x18"
Banner

Door
27" x 59.25"

Front Windows
20" x 67.75"

Back View



Back Center Panel
15" x 69.75"

Back Windows
30.75" x 67.75"

Event Meeting Pod Brand Activation Examples



Event Meeting Pod Brand Activation Examples



Event Meeting Pod Brand Activation Examples

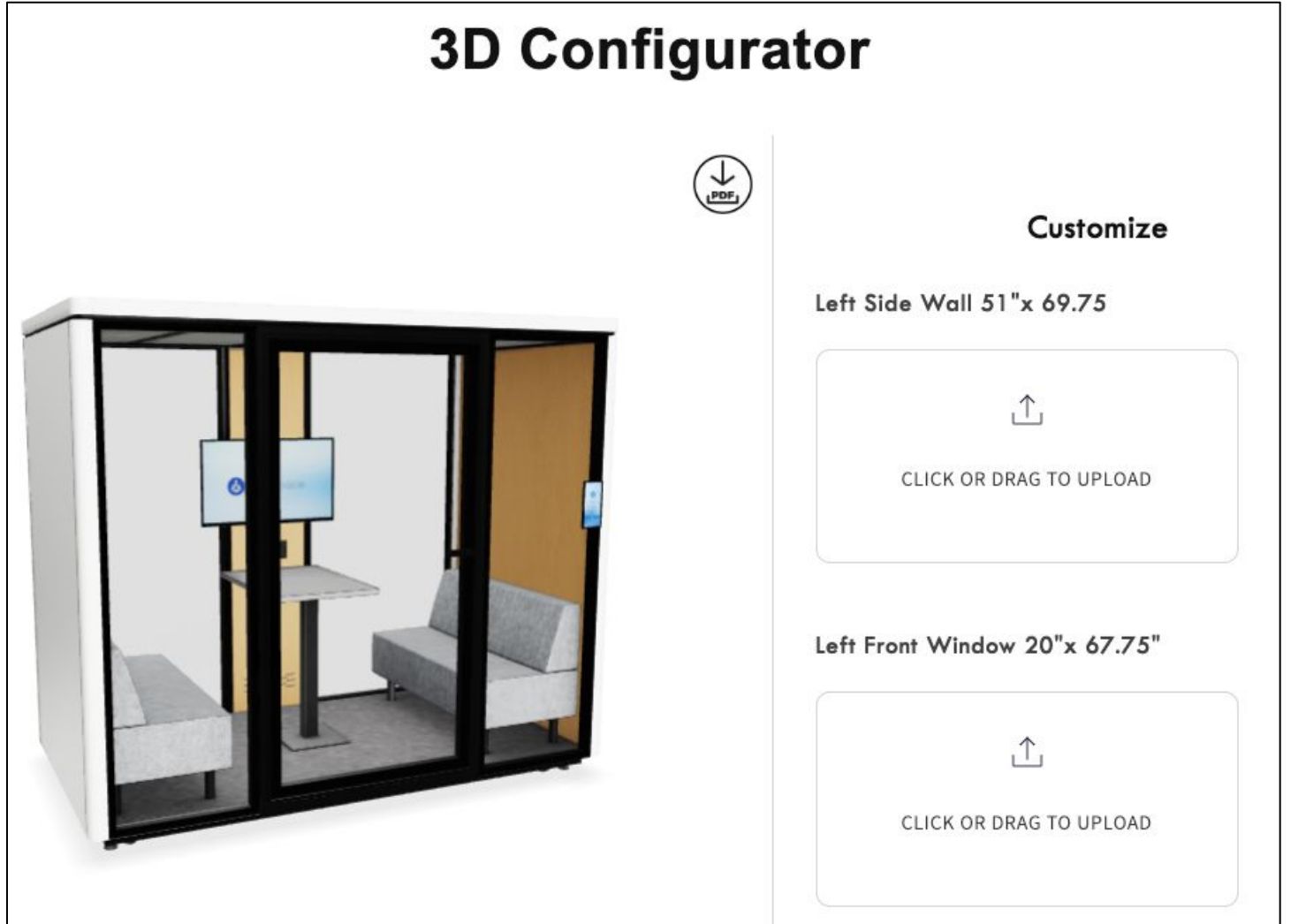


Online Brand Configurator

Utilize the [ZenSpace online 3D configurator](#) to upload brand graphics and messaging and see how your brand activation looks before committing to a design.

- Upload jpg or png files to the desired pod location (e.g., left side wall).
- Once all files are added, download a PDF of your branding design on the ZenSpace pod for review.
- Find the 3D configurator on our website at www.zenspace.io/products/4-seater-pod

3D Configurator



PDF

Customize

Left Side Wall 51"x 69.75

CLICK OR DRAG TO UPLOAD

Left Front Window 20"x 67.75"

CLICK OR DRAG TO UPLOAD