






Wallop Water Eventa

Portable Bottle Refill Station

Artwork Instructions

 This is the size your final artwork should be. This includes bleed and clip. No further registration or crop marks required.

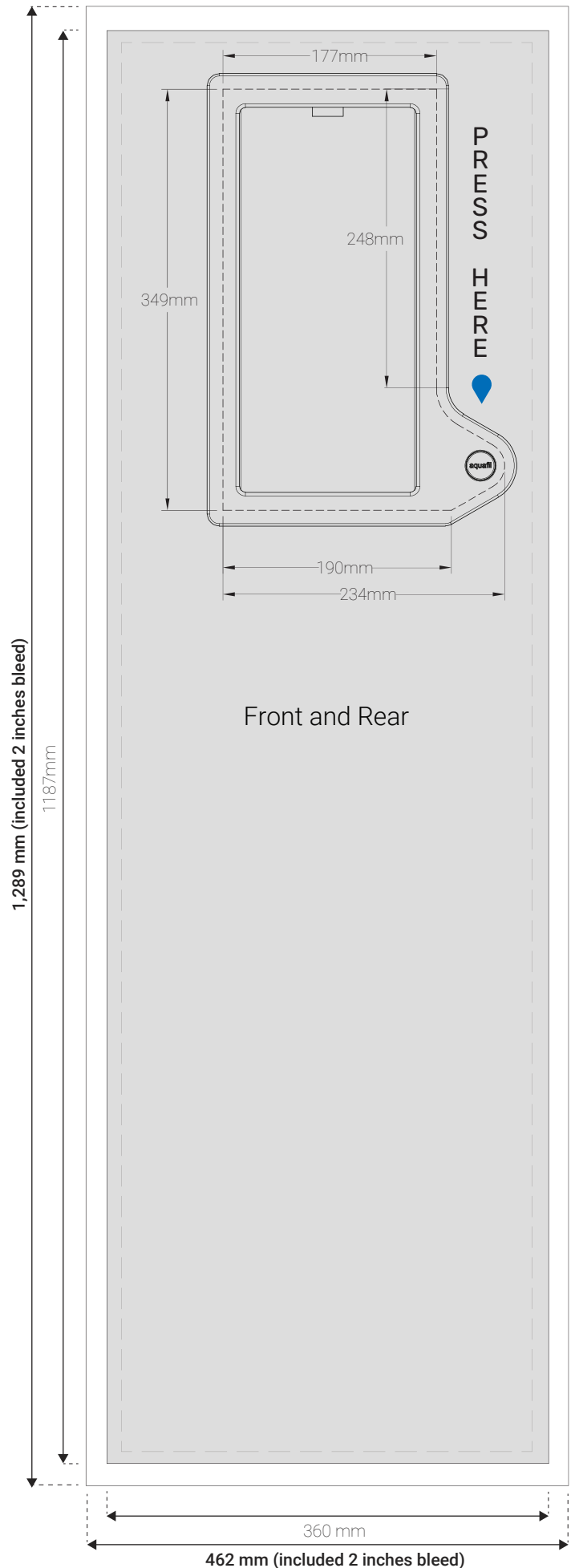
 This is the area of your artwork that will actually be visible when installed.

 This is the safe area for clear representation of text.

*Please feel free to change the PRESS HERE text and the water drop icon to be your CI font and colour

Please ensure the following when creating and supplying artwork:

1. Artwork should be created and supplied in CMYK - both in .pdf and .ai file format
2. Ensure that all black text and graphics are represented at 100% black only and are set to overprint underlying items
3. All fonts should be converted to outlines
4. All linked graphics must be embedded and should be at least 300dpi



Place rental or purchase enquiries or orders now using the above product descriptions at sales@wallopwater.com

WALLOPWATER.COM