

MATERIAL SPECIFICATIONS

Water Refill Station



Deliverables Needed

Due: October 16

- Custom artwork files for double-sided water unit.
 - Specs are detailed on the following page
 - Artwork template download [linked here](#)

Submission Instructions

Send all deliverables before or by the due date listed above to the RSNA sponsorship team at sponsors@rsna.org.

Questions


Please direct any questions to the RSNA sponsorship team at the email address listed above.





Wallop Water Eventa

Portable Bottle Refill Station

Artwork Instructions

 This is the size your final artwork should be. This includes bleed and clip. No further registration or crop marks required.

 This is the area of your artwork that will actually be visible when installed.

 This is the safe area for clear representation of text.

*Please feel free to change the PRESS HERE text and the water drop icon to be your CI font and colour

Please ensure the following when creating and supplying artwork:

1. Artwork should be created and supplied in CMYK - both in .pdf and .ai file format
2. Ensure that all black text and graphics are represented at 100% black only and are set to overprint underlying items
3. All fonts should be converted to outlines
4. All linked graphics must be embedded and should be at least 300dpi

