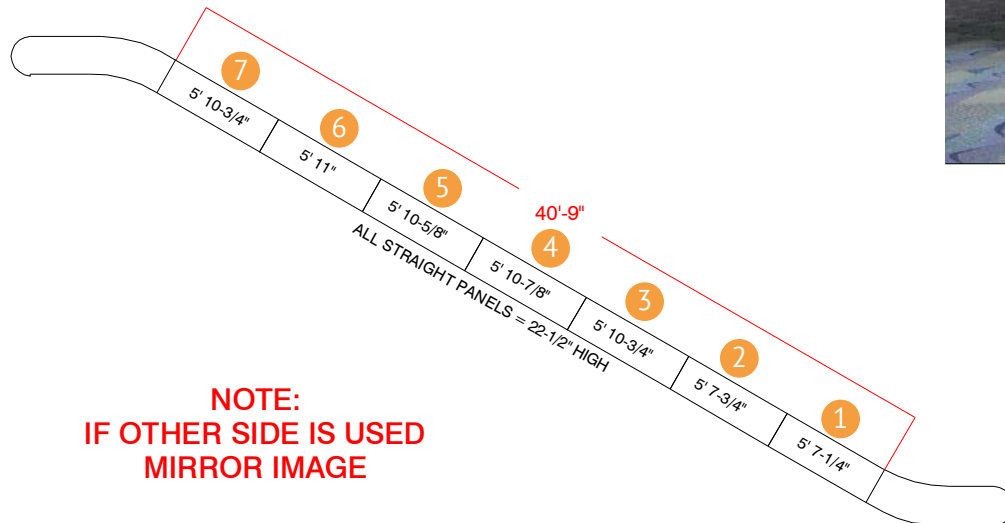


WEST BUILDING LEVEL TWO - ESCALATOR #6

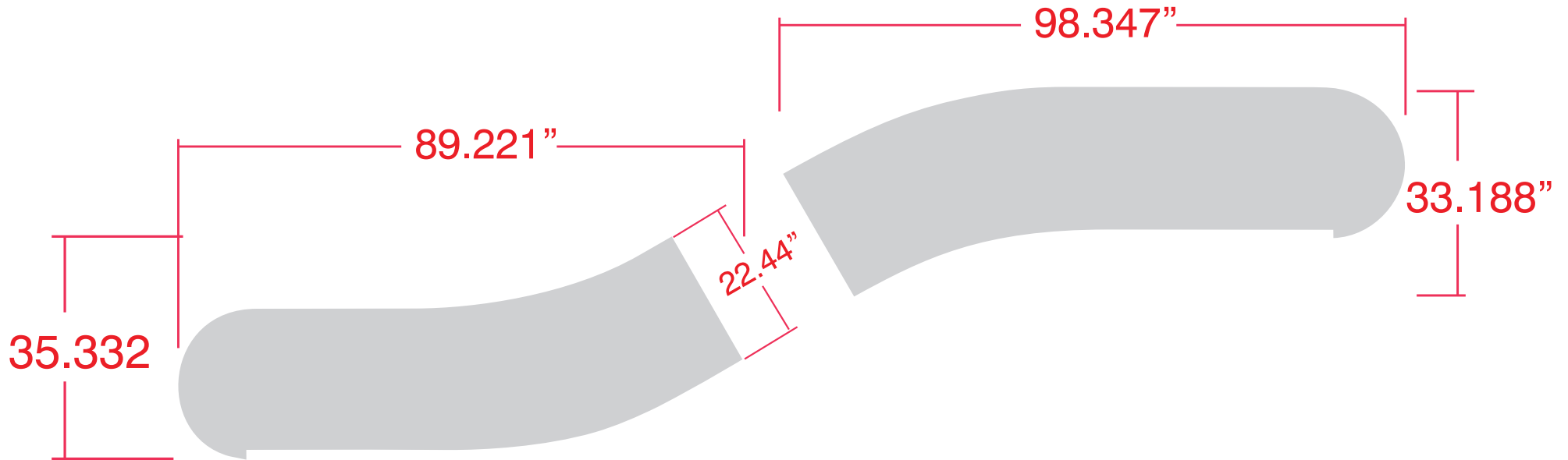


**ESCALATOR
SIDE GLASS PANELS
LEFT & RIGHT-SIDES
ARE THE SAME**



**NOTE:
IF OTHER SIDE IS USED
MIRROR IMAGE**

Irregular Glass Panels for Escalators 1-11



DRAWING STARTED:
8/15/2011

FILE PATH:

DRAWING NAME:

HALL NAME:
WEST BLDG- LVL 2 - #6

JOB NUMBER:

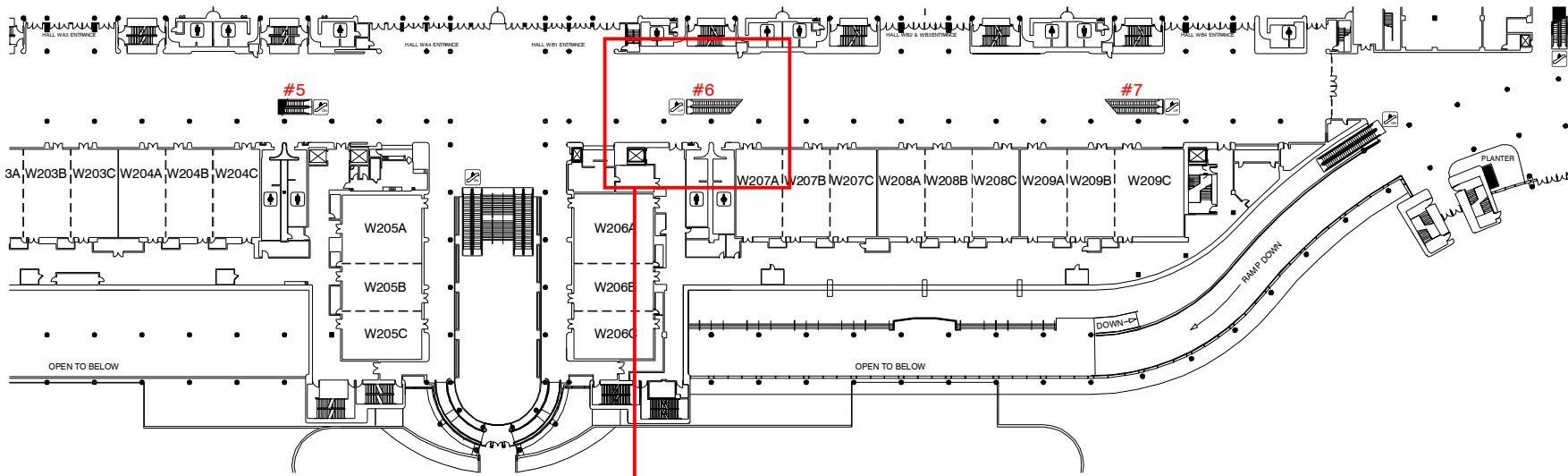
ACCT. EXEC:

NOT TO SCALE

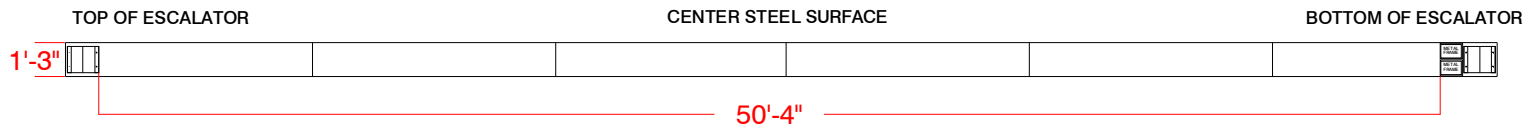
DISCLAIMER

EVERY EFFORT HAS BEEN MADE TO ENSURE THE ACCURACY OF ALL INFORMATION CONTAINED ON THIS FLOORPLAN. HOWEVER NO WARRANTIES, EITHER EXPRESSED OR IMPLIED ARE MADE WITH RESPECT TO THIS FLOORPLAN. IF THE LOCATION OF BUILDING COLUMNS, UTILITIES OR OTHER ARCHITECTURAL COMPONENTS OF THE FACILITY IS A CONSIDERATION IN THE CONSTRUCTION OR USAGE OF AN EXHIBIT, IT IS THE SOLE RESPONSIBILITY OF THE EXHIBITOR TO PHYSICALLY INSPECT THE FACILITY TO VERIFY ALL DIMENSIONS AND LOCATIONS.

© COPYRIGHT 2007, FREEMAN CO.
ALL RIGHTS RESERVED.



**WEST BUILDING
LEVEL TWO - ESCALATOR #6**



**ESCALATOR
CENTER STEEL SURFACE**